

HIGHEST OCEAN WATER TEMPERATURES NEAR COASTAL FOREST RED MILLIPEDES *CENTROBOLUS* COOK, 1897 IS RELATED TO FOURTEEN FACTORS

M. IAN COOPER

University of South Africa.

Abstract- Highest ocean water temperature was tested for a correlation with 14 factors (average temperature, longitude, latitude, lowest number of daily hours of sunshine throughout a month, minimum temperature, maximum temperature, surface area, month with the highest number of rainy days, volume, precipitation, highest relative humidity, lowest relative humidity, length, and width) in red millipedes *Centrobolus*. Highest ocean water temperature was related to average temperature ($r=0.93596857$, Z score= 3.40898897 , $r^2=0.8761$, $n=7$, $p=0.00032607$), to longitude ($r=0.98998780$, Z score= 5.29207935 , $r^2=0.9801$, $n=7$, $p=0.00000006$), to latitude ($r=0.91047442$, Z score= 3.06058245 , $r^2=0.829$, $n=7$, $p=0.00110460$), to lowest number of daily hours of sunshine ($r=-0.63146459$, Z score= -1.82204880 , $n=9$, $p=0.03422373$), to minimum temperature ($r=0.66674886$, Z score= 1.97151325 , $n=9$, $p=0.02433253$), to maximum temperature ($r=0.70442272$, Z score= 2.14581602 , $n=9$, $p=0.01594377$), to surface area ($r=0.57630785$, Z score= 2.54422753 , $r^2=0.3321$, $n=18$, $p=0.00547601$), to the month with the highest number of rainy days ($r=0.61969885$, Z score= 1.77469459 , $n=9$, $p=0.03797412$), to volume ($r=0.62180682$, Z score= 1.78309504 , $n=9$, $p=0.03728537$), to precipitation ($r=0.68115886$, Z score= 2.03619423 , $r^2=0.484$, $n=9$, $p=0.02086536$), to lowest relative humidity ($r=-0.6825$, $r^2=0.4658$, $n=9$, $p=0.042583$), to male length ($r=0.62252089$, Z score= 1.78594881 , $n=9$, $p=0.03705372$), marginally related to female length ($r=0.51639874$, Z score= 1.39967864 , $n=9$, $p=0.08080484$), combined male and female length ($r=0.55554046$, Z score= 2.42588050 , $n=18$, $p=0.00763565$), male width ($r=0.66446087$, Z score= 1.96145090 , $n=9$, $p=0.02491315$), to female width ($r=0.52758067$, Z score= 1.43732811 , $n=9$, $p=0.07531244$), combined male and female width ($r=0.51618718$, Z score= 2.21196908 , $n=18$, $p=0.01348435$).

Keywords: precipitation, Red Millipedes, sunshine.

I. INTRODUCTION

Red millipedes are found in the southern African subregion with northern limits on the east coast being about -17° latitude S and southern limits being -35° latitude S. They are well represented in the littoral forests of the eastern half of the subcontinent [1-435]. It consists of taxonomically important species with 12 species considered threatened and includes nine vulnerable and three endangered species [435]. It occurs in all the forests of the coastal belt from the Cape Peninsula to Beira in Mocambique [434]. These

worm-like millipedes have female-biased sexual size dimorphism [57].

Here, highest ocean water temperature is correlated with average temperature, longitude, latitude, lowest number of daily hours of sunshine throughout a month, minimum temperature, maximum temperature, surface area, month with the highest number of rainy days, volume, precipitation, highest relative humidity, lowest relative humidity, length, and width.

II. MATERIALS AND METHODS

Horizontal tergite width measurements for 7 species of southern African *Centrobolus* were obtained from published material [57]. These were halved to get radii (r). The curved surface areas (mm^2) were calculated based on the equation Surface Area (Curved) = $2 \times \pi \times \text{Radius} \times \text{Height}$. A correlation between highest ocean water temperature and 14 factors were generated at

<https://www.socscistatistics.com/tests/pearson/default2.aspx> (Appendix 1-17).

III. RESULTS

Highest ocean water temperature was related to average temperature (Fig. 1: $r=0.93596857$, Z score= 3.40898897 , $r^2=0.8761$, $n=7$, $p=0.00032607$).

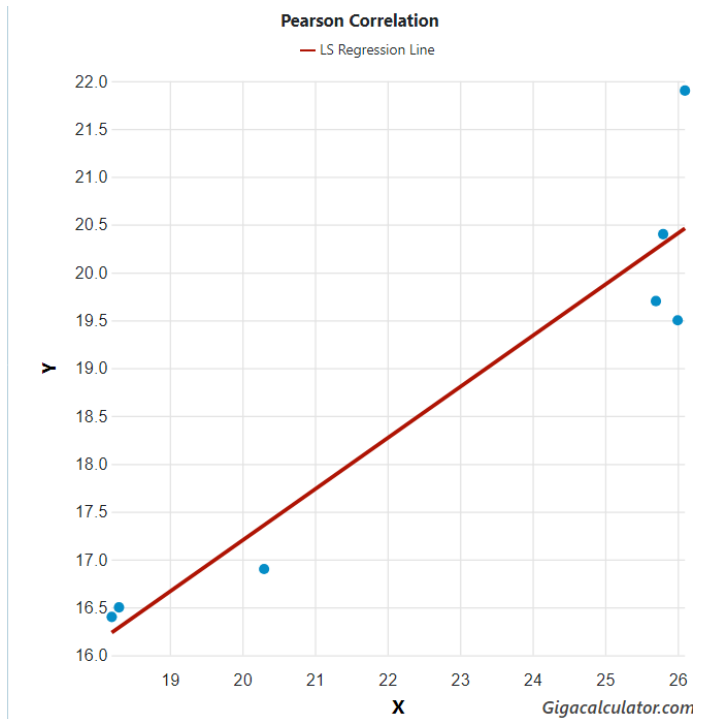


Fig. 1. Correlation between highest ocean water temperature and average temperature variation in *Centrobolus* Cook, 1897.

Highest ocean water temperature was related to longitude (Fig. 2: $r=0.98998780$, Z score= 5.29207935 , $r^2=0.9801$, $n=7$, $p=0.00000006$).

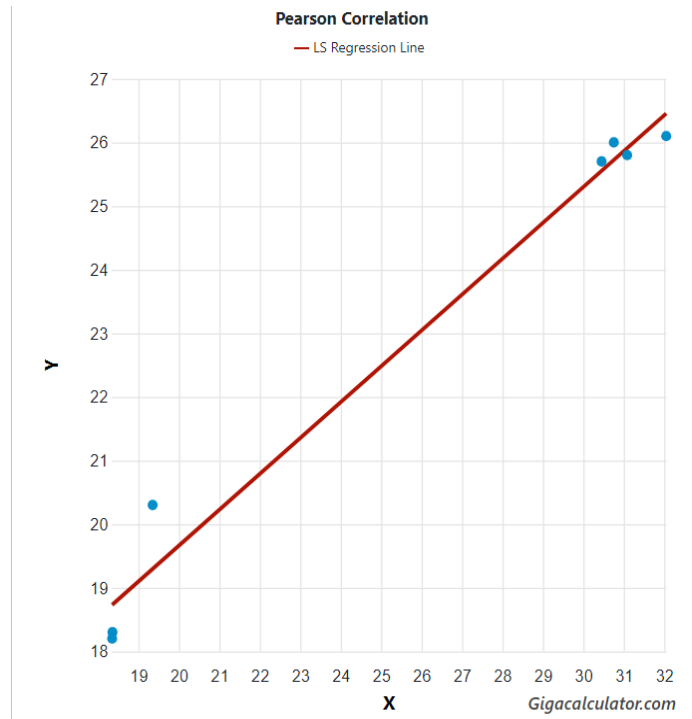


Fig. 2. Correlation between highest ocean water temperature and longitude in *Centrobolus* Cook, 1897.

Highest ocean water temperature was related to latitude (Fig. 3: $r=0.91047442$, Z score= 3.06058245 , $r^2=0.829$, $n=7$, $p=0.00110460$).

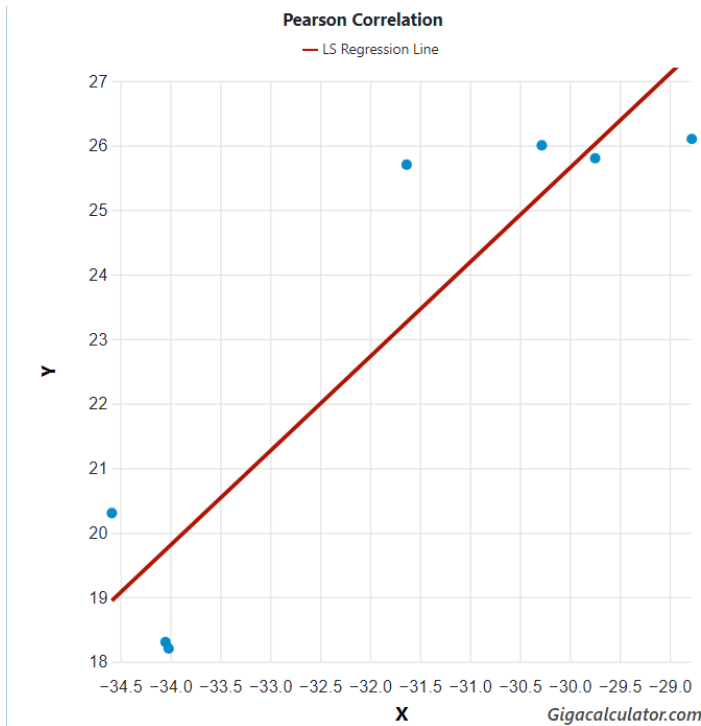


Fig. 3. Correlation between highest ocean water temperature and latitude in *Centrobolus* Cook, 1897. Lowest number of daily hours of sunshine was related to highest ocean water temperature (Fig. 4: $r=-0.63146459$, Z score= -1.82204880 , $n=9$, $p=0.03422373$).

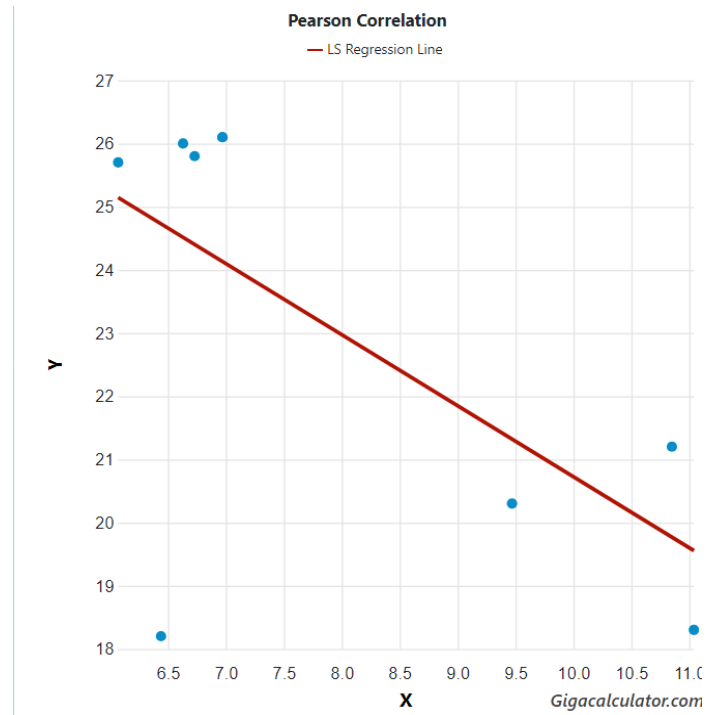


Fig. 4. Correlation between lowest number of daily hours of sunshine in a month (Y) and highest ocean water temperature (X) across the range of *Centrobolus* Cook, 1897.

Highest ocean water temperature was related to minimum temperature (Fig. 5: $r=0.66674886$, Z score 1.97151325 , $n=9$, $p=0.02433253$).

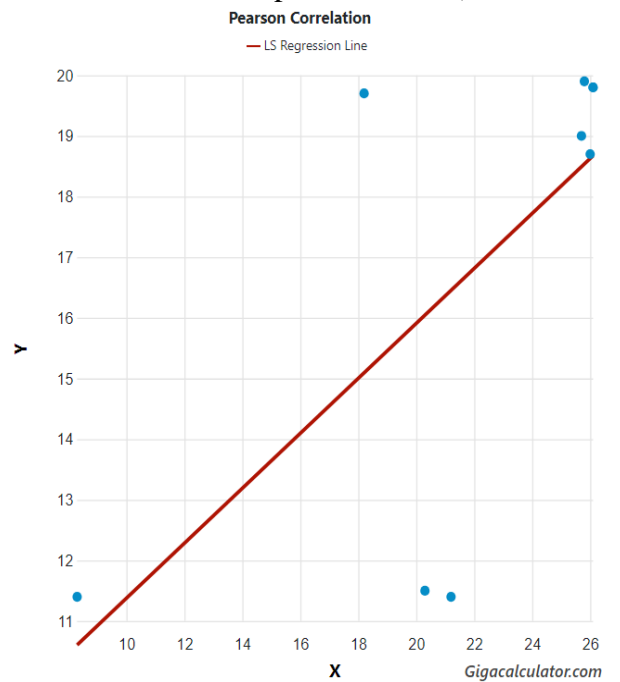


Fig. 5. Correlation between highest ocean water temperature and minimum temperature in *Centrobolus* Cook, 1897.

Highest ocean water temperature was related to maximum temperature (Fig. 6: $r=0.70442272$, Z score= 2.14581602 , $n=9$, $p=0.01594377$).

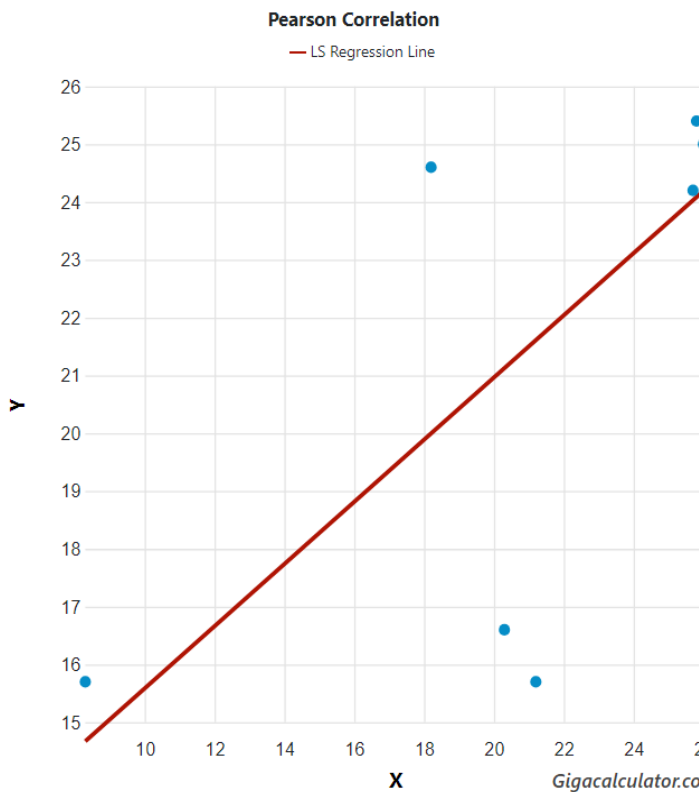


Fig. 6. Correlation between highest ocean water temperature and maximum temperature variation in *Centrobolus* Cook, 1897.

Highest ocean water temperature was related to surface area (Figure 7: $r=0.57630785$, Z score= 2.54422753 , $r^2=0.3321$, $n=18$, $p=0.00547601$).

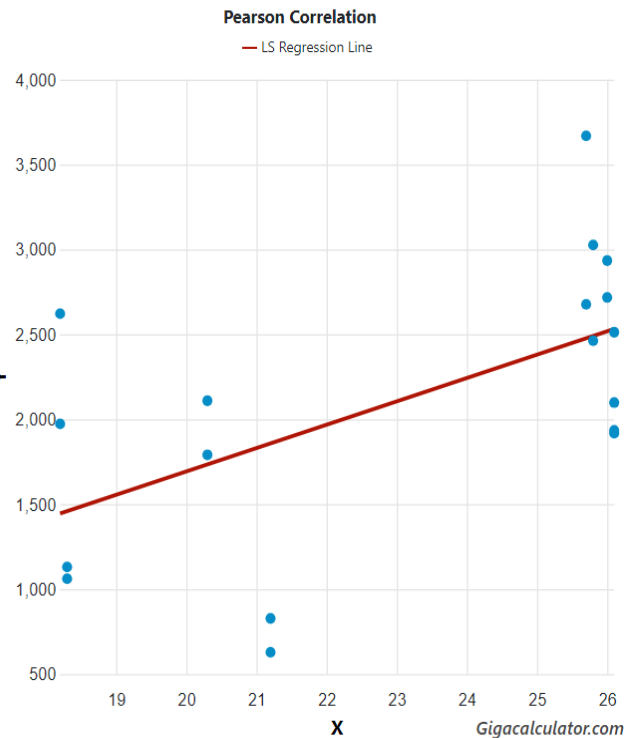


Fig. 7. Correlation between highest ocean water temperature and surface area in *Centrobolus* Cook, 1897.

Highest ocean water temperature was related to the month with the highest number of rainy days (Fig. 8: $r=0.61969885$, Z score= 1.77469459 , $n=9$, $p=0.03797412$).

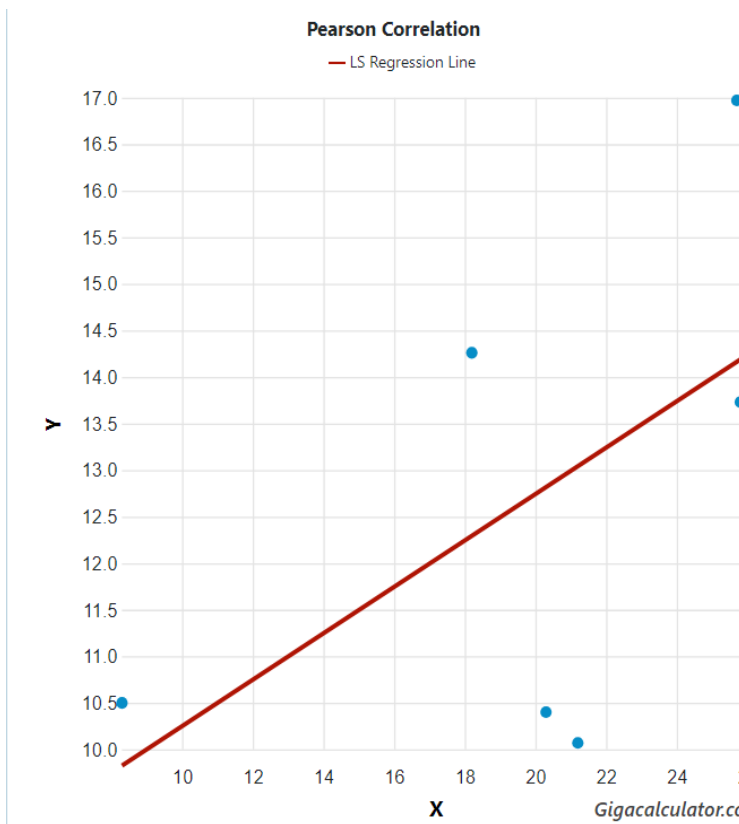


Fig. 8. Correlation between highest ocean water temperature and month with the highest number of rainy days in *Centrobolus* Cook, 1897.

Highest ocean water temperature was related to volume (Fig. 9: $r=0.62180682$, Z score= 1.78309504 , $n=9$, $p=0.03728537$).

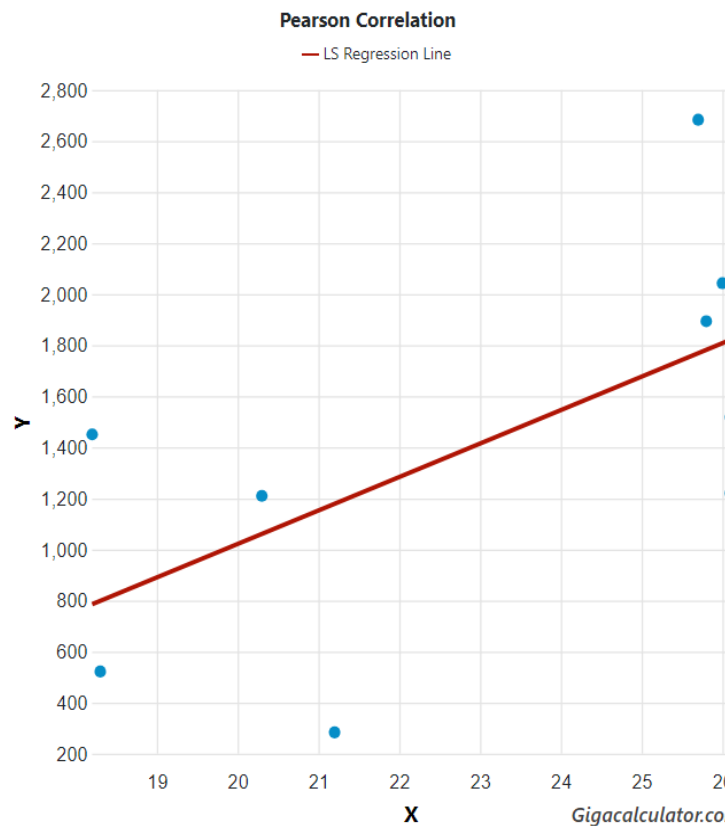


Fig. 9. Correlation between highest ocean water temperature and volume in *Centrobolus* Cook, 1897.

Highest ocean water temperature was related to precipitation (Fig. 10: $r=0.68115886$, Z score= 2.03619423 , $r^2=0.484$, $n=9$, $p=0.02086536$).

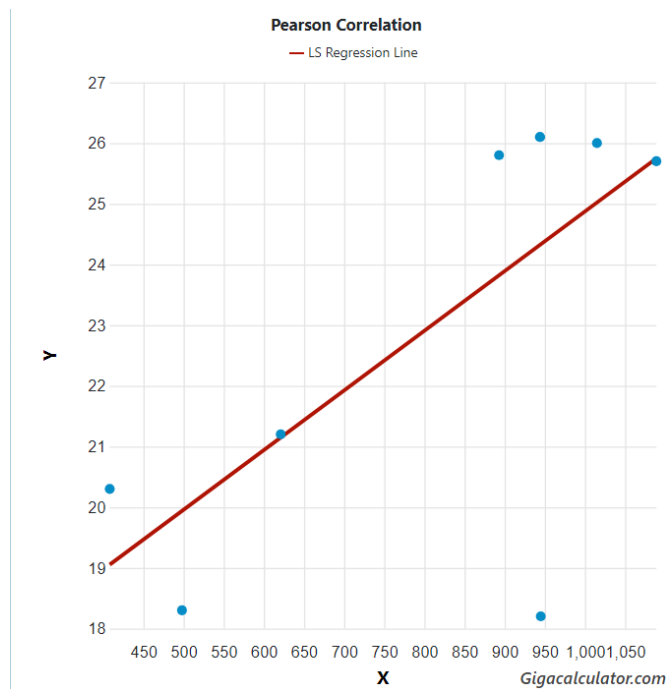


Fig. 10. Correlation between highest ocean water temperature and precipitation in Centrobolus Cook, 1897.

Highest ocean water temperature was related to highest relative humidity (Fig. 11: $r = -0.68252142$, Z score = -2.04243162 , $r^2 = 0.4658$, $n = 9$, $p = 0.02055430$).

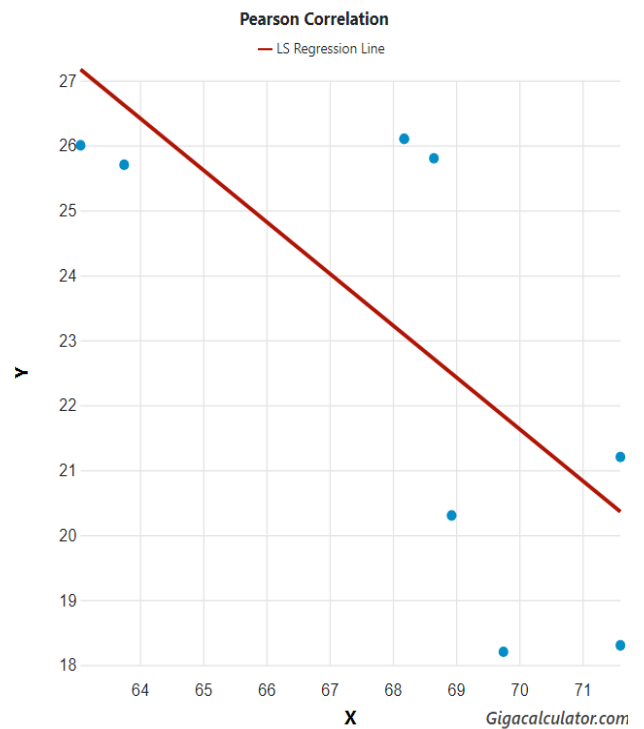


Fig. 11. Correlation between highest ocean water temperature and highest relative humidity in Centrobolus Cook, 1897.

Highest ocean water temperature was related to lowest relative humidity (Fig. 12: $r = -0.6825$, $r^2 = 0.4658$, $n = 9$, $p = 0.042583$).

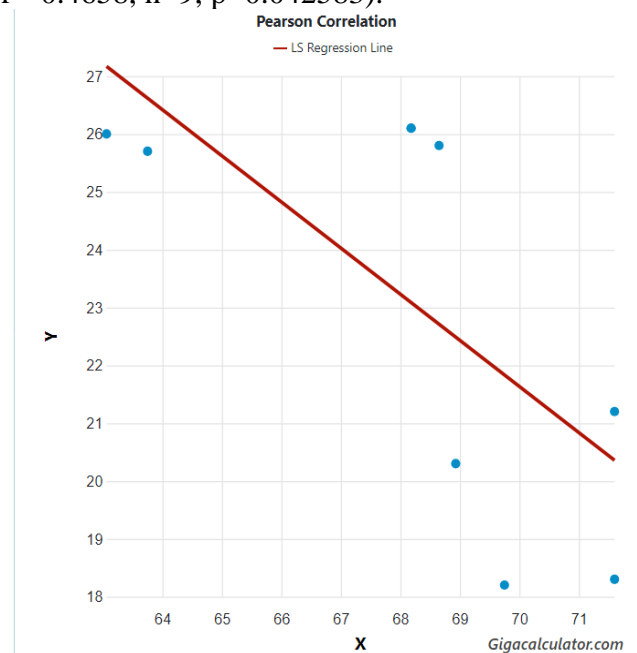


Fig. 12. Correlation between highest ocean water temperature and lowest relative humidity in *Centrobolus Cook, 1897*.

Highest ocean water temperature was related to male length (Fig. 13: $r=0.62252089$, Z score= 1.78594881 , $n=9$, $p=0.03705372$). Highest ocean water temperature was marginally related to female length ($r=0.51639874$, Z score= 1.39967864 , $n=9$, $p=0.08080484$). Combined male and female length correlated with highest ocean water temperature (Fig. 14: $r=0.55554046$, Z score= 2.42588050 , $n=18$, $p=0.00763565$).

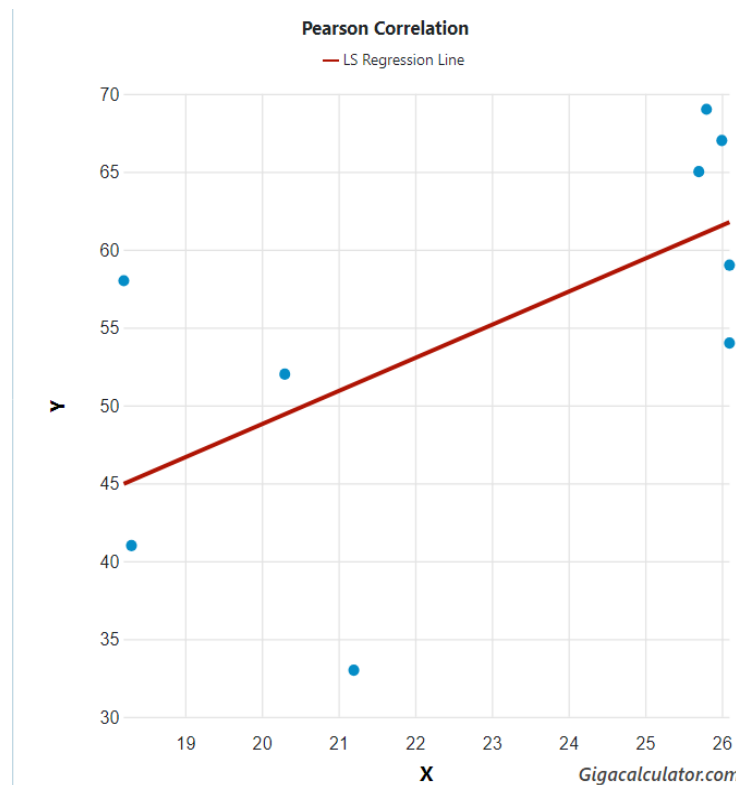


Fig. 13. Correlation between highest ocean water temperature and male length in *Centrobolus Cook, 1897*.

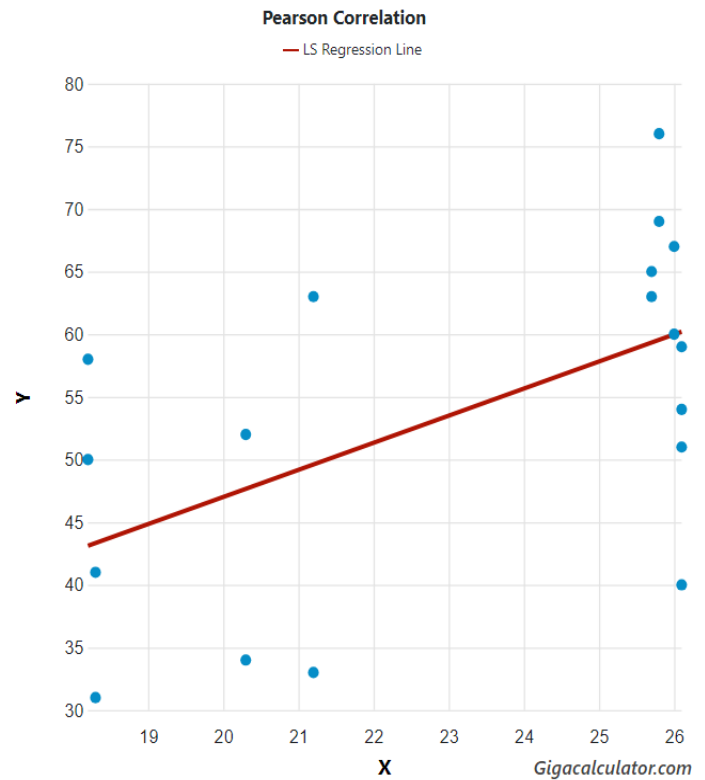


Fig. 14. Correlation between highest ocean water temperature and male and female length in *Centrobolus Cook, 1897*.

Highest ocean water temperature was related to male width (Fig. 15: $r=0.66446087$, Z score= 1.96145090 , $n=9$, $p=0.02491315$). Highest ocean water temperature was marginally related to female width ($r=0.52758067$, Z score= 1.43732811 , $n=9$, $p=0.07531244$). Combined male and female width correlated with highest ocean water temperature (Fig. 16: $r=0.51618718$, Z score= 2.21196908 , $n=18$, $p=0.01348435$).

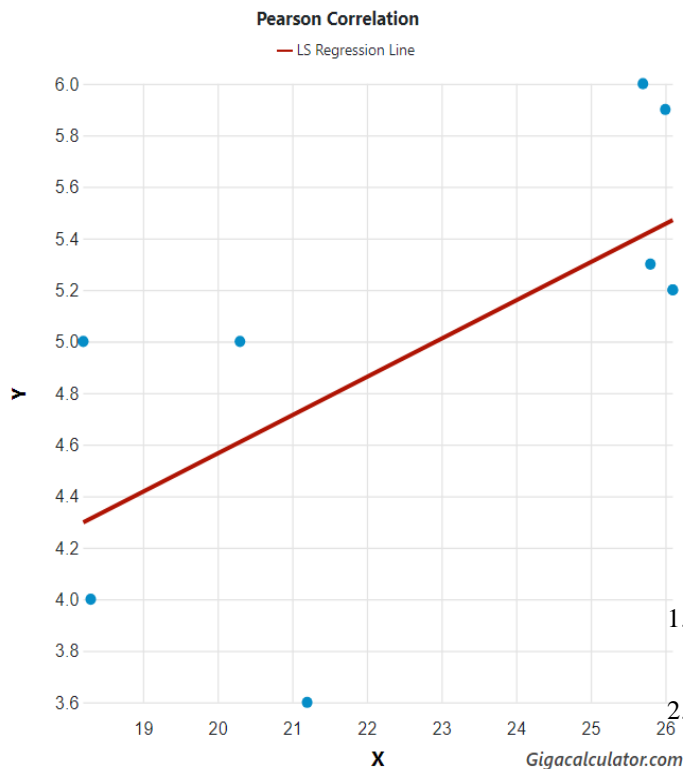


Fig. 15. Correlation between highest ocean water temperature and male width in *Centrobolus* Cook, 1897.

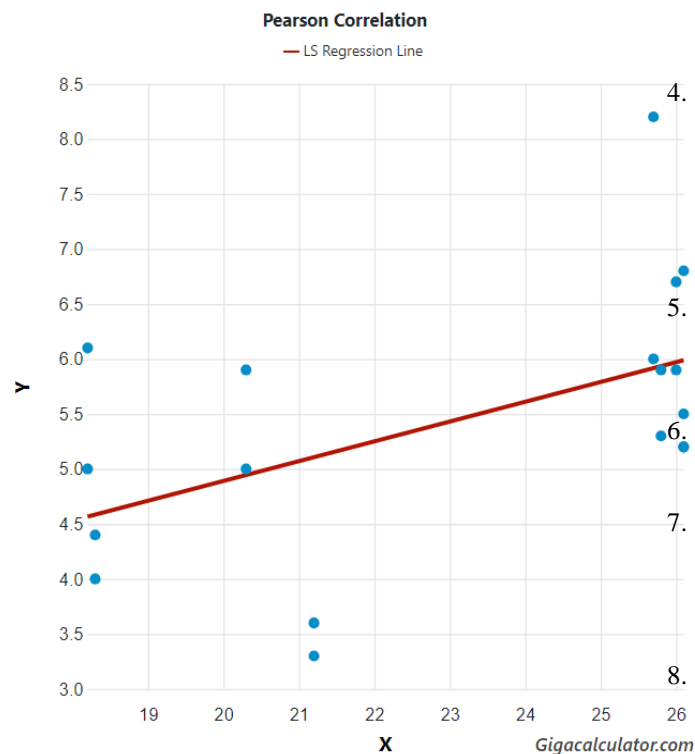


Fig. 16. Correlation between highest ocean water temperature and male and female width in *Centrobolus* Cook, 1897.

IV. DISCUSSION

There is a correlation between highest ocean water temperature and average temperature, longitude, latitude, lowest number of daily hours of sunshine throughout a month, minimum temperature, maximum temperature, surface area, month with the highest number of rainy days, volume, precipitation, highest relative humidity, lowest relative humidity, length, and width in *Centrobolus*.

REFERENCES

- O. F. Cook, "New relatives of *Spirobolus giganteus*," *Brandtia* (A series of occasional papers on Diplopoda and other Arthropoda), vol. 18, pp. 73-75, 1897.
- M. COOPER, "Sperm competition in the millipede *Chersastus ruber* (Diplopoda: Pachybolidae)," *The University of Cape Town*, pp. 1-29, 1995.
- M. I. Cooper, S. R. Telford, "Sperm competition in three *Chersastus* millipedes (Diplopoda, Trigonulidae)," 26th Symposium of the Zoological Society of Southern Africa (Integrating Zoology: Subdisciplines and the Subcontinent), University of Pretoria, Pretoria, 8-12 July, p. 13, 1996. ISBN: 1-86854-059-6..
- M. I. Cooper, "Ectoparasite-mediated sexual selection in spirobolid millipedes," In: Robertson, Hamish (ed.) *Proceedings of the joint congress of the Entomological Society of Southern Africa (11th congress) and the African Association of Insect Scientists (12th congress)*, Stellenbosch, 30 June-4 July, pp. 223-224, 1997. ISBN : WISC:89058769605. (poster).
- M. I. Cooper, "Indiscriminate male mating behaviour in spirobolid millipedes," 27th Symposium of the Zoological Society of Southern Africa, University of Cape Town, Cape Town, 7-11 July, p. 105, 1997.
- M. Cooper, "MILLIPEDES AND THE "MINIATURE FIVE MILLION"," *African Wildlife*, vol. 52, no. 5, pp. 30-31, 1998..
- M. I. COOPER, "MATING DYNAMICS OF SOUTH AFRICAN FOREST MILLIPEDES *CENTROBOLUS* (DIPLOPODA: PACHYBOLIDAE)," *THE UNIVERSITY OF CAPE TOWN*, pp. 1-141, 1998. <https://hdl.handle.net/11427/17555>.
- M. Cooper, "Sexual selection in sympatric spirobolid millipedes," 28th Symposium of the Zoological Society of Southern Africa, University of Cape Town, 1998. (poster).
- M. I. Cooper, M. A. du Plessis, "Biodiversity hotspots in the developing world," *Trends in Ecology & Evolution*,

- vol. 13, no. 10, pp. 409, 1998. ISSN 0169-5347, [https://doi.org/10.1016/S0169-5347\(98\)01469-4](https://doi.org/10.1016/S0169-5347(98)01469-4).
10. M. Cooper, "P2 or not P2?" 29th Symposium of the Zoological Society of Southern Africa, University of the North, Limpopo Province, July, 1999. (poster).
 11. M. I. Cooper, S. R. Telford, "Copulatory Sequences and Sexual Struggles in Millipedes," *Journal of Insect Behavior* vol. 13, pp. 217–230, 2000. <https://doi.org/10.1023/A:1007736214299>.
 12. M. I. Cooper, "Sex ratios, mating frequencies and relative abundance of sympatric millipedes in the genus *Chersastus* (Diplopoda: Pachybolidae)," *Arthropods*, vol. 3, no. 4, pp. 174-176, 2014.
 13. M. I. Cooper, "Sexual size dimorphism and corroboration of Rensch's rule in *Chersastus* millipedes (Diplopoda: Pachybolidae)," *J. Entomol. Zool. Stud.* vol. 2, no. 6, pp. 264-266, 2014. DOI: 10.22271/j.ento.2014.v2.i6e.452 <http://www.entomoljournal.com/archives/2014/vol2issue6/PartE/47.pdf>.
 14. M. I. Cooper, "Competition affected by re-mating interval in a myriapod," *J. Entomol. Zool. Stud.* vol. 3, no. 4, pp. 77-78, 2015. DOI: 10.22271/j.ento.2015.v3.i4b.550 <http://www.entomoljournal.com/archives/2015/vol3issue4/PartB/3-4-3.pdf>.
 15. M. I. Cooper, "Elaborate gonopods in the myriapod genus *Chersastus* (Diplopoda: Trigonulidae)," *J. Entomol. Zool. Stud.* vol. 3, no. 4, pp. 235-238, 2015. DOI: 10.22271/j.ento.2015.v3.i4d.573 <http://www.entomoljournal.com/archives/2015/vol3issue4/PartD/3-3-110.pdf>.
 16. M. I. Cooper, "Sperm storage in *Centrobolus* spp. and observational evidence for egg simulation," *J. Entomol. Zool. Stud.* vol. 4, no. 1, pp. 127-129, 2016. DOI: 10.22271/j.ento.2016.v4.i1b.797 <https://www.entomoljournal.com/archives/2016/vol4issue1/PartB/3-6-81.pdf>.
 17. M. I. Cooper, "Symmetry in ejaculate volumes of *Centrobolus inscriptus* Attems (Spiroboloidea: Trigonulidae)," *International Journal of Entomological Research*, vol. 1, no. 2, pp. 14-15, 2016. <http://www.entomologyjournals.com/archives/2016/vol1/is sue2>.
 18. M. I. Cooper, "Confirmation of four species of *Centrobolus* Cook (Spirobolida: Trigonulidae) based on gonopod ultrastructure," *Int. J. Entomol. Res.* vol. 1, no. 3, pp. 07-09, 2016. <http://www.entomologyjournals.com/archives/2016/vol1/is sue3>.
 19. M. I. Cooper, "Fire millipedes obey the female sooner norm in cross mating *Centrobolus* (Myriapoda)," *J. Entomol. Zool. Stud.* vol. 4, no. 1, pp. 173-174, 2016. DOI: 10.22271/j.ento.2016.v4.i1c.802 <http://www.entomoljournal.com/archives/2016/vol4issue1/PartC/3-5-82.pdf>.
 20. M. I. Cooper, "Symmetry in ejaculate volumes of *Centrobolus inscriptus* Attems (Spiroboloidea: Trigonulidae)," *J. Entomol. Zool. Stud.* vol. 4, no. 1, pp. 386-387, 2016. DOI: 10.22271/j.ento.2016.v4.i1f.833 <http://www.entomoljournal.com/archives/2016/vol4issue1/PartF/4-1-21.pdf>.
 21. M. I. Cooper, "Instantaneous insemination in the millipede *Centrobolus inscriptus* (Spirobolida: Trigonulidae) determined by artificially-terminated mating," *J. Entomol. Zool. Stud.* vol. 4, no. 1, pp. 487-490, 2016. DOI: 10.22271/j.ento.2016.v4.i1g.847 <http://www.entomoljournal.com/archives/2016/vol4issue1/PartG/4-1-50-695.pdf>.
 22. M. I. Cooper, "Gonopod mechanics in *Centrobolus* Cook (Spirobolida: Trigonulidae) II. Images," *J. Entomol. Zool. Stud.* vol. 4, no. 2, pp. 152-154, 2016. DOI: 10.22271/j.ento.2016.v4.i2c.890 <http://www.entomoljournal.com/archives/2016/vol4issue2/PartC/4-2-55.pdf>.
 23. M. Cooper, "Post-insemination associations between males and females in Diplopoda," *J. Entomol. Zool. Stud.* vol. 4, no. 2, pp. 283-285, 2016. DOI: 10.22271/j.ento.2016.v4.i2d.908 <http://www.entomoljournal.com/archives/2016/vol4issue2/PartD/4-2-63.pdf>.
 24. M. I. Cooper, "Heavier-shorter-wider females in the millipede *Centrobolus inscriptus* Attems (Spirobolida: Trigonulidae)," *J. Entomol. Zool. Stud.* vol. 4, no. 2, pp. 509-510, 2016. DOI: 10.22271/j.ento.2016.v4.i2g.937 <http://www.entomoljournal.com/archives/2016/vol4issue2/PartG/4-3-60.pdf>.
 25. M. I. Cooper, "Sexual bimaturism in the millipede *Centrobolus inscriptus* Attems (Spirobolida: Trigonulidae)," *J. Entomol. Zool. Stud.* vol. 4, no. 3, pp. 86-87, 2016. DOI: 10.22271/j.ento.2016.v4.i3b.961 <http://www.entomoljournal.com/archives/2016/vol4issue3/PartB/4-3-44.pdf>.
 26. M. I. Cooper, "Tarsal pads of *Centrobolus* Cook (Spiroboloidea: Trigonulidae)," *J. Entomol. Zool. Stud.* vol. 4, no. 3, pp. 385-386, 2016. DOI: 10.22271/j.ento.2016.v4.i3f.1008 <http://www.entomoljournal.com/archives/2016/vol4issue3/PartF/4-3-40-751.pdf>.
 27. M. I. Cooper, "Confirmation of four species of *Centrobolus* Cook (Spirobolida: Trigonulidae) based on gonopod ultrastructure," *J. Entomol. Zool. Stud.* vol. 4, no. 4, pp. 389-391, 2016. DOI: 10.22271/j.ento.2016.v4.i4f.1065 <http://www.entomoljournal.com/archives/2016/vol4issue4/PartF/4-3-118-307.pdf>.
 28. M. I. Cooper, "Sperm storage in *Centrobolus inscriptus* Attems (Spirobolida: Trigonulidae)," *J. Entomol. Zool. Stud.* vol. 4, no. 4, pp. 392-393, 2016. DOI: 10.22271/j.ento.2016.v4.i4f.1066 <http://www.entomoljournal.com/archives/2016/vol4issue4/PartF/4-4-16-207.pdf>.
 29. M. I. Cooper, "Sperm dumping in *Centrobolus inscriptus* Attems (Spirobolida: Trigonulidae)," *J. Entomol. Zool. Stud.* vol. 4, no. 4, pp. 394-395, 2016. DOI:

- 10.22271/j.ento.2016.v4.i4f.1067
<http://www.entomoljournal.com/archives/2016/vol4issue4/PartF/4-4-17-663.pdf>.
30. M. I. Cooper, "Syncopulatory mate-guarding affected by predation in the aposematic millipede *Centrobolus inscriptus* in a swamp forest," J. Entomol. Zool. Stud. vol. 4, no. 6, pp. 483-484, 2016. DOI: 10.22271/j.ento.2016.v4.i6g.1376
<http://www.entomoljournal.com/archives/2016/vol4issue6/PartG/4-6-114-767.pdf>.
31. M. I. Cooper, "The relative sexual size dimorphism of *Centrobolus inscriptus* compared to 18 congenics," J. Entomol. Zool. Stud. vol. 4, no. 6, pp. 504-505, 2016. DOI: 10.22271/j.ento.2016.v4.i6g.1381
<http://www.entomoljournal.com/archives/2016/vol4issue6/PartG/4-6-123-254.pdf>.
32. M. I. Cooper, "Do females control the duration of copulation in the aposematic millipede *Centrobolus inscriptus*?" J. Entomol. Zool. Stud. vol. 4, no. 6, pp. 623-625, 2016. DOI: 10.22271/j.ento.2016.v4.i6i.1396
<http://www.entomoljournal.com/archives/2016/vol4issue6/PartI/4-6-133-214.pdf>.
33. M. I. Cooper, "The influence of male body mass on copulation duration in *Centrobolus inscriptus* (Attems)," J. Entomol. Zool. Stud. vol. 4, no. 6, pp. 804-805, 2016. DOI: 10.22271/j.ento.2016.v4.i6k.08
<http://www.entomoljournal.com/archives/2016/vol4issue6/PartK/4-6-166-899.pdf>.
34. M. I. Cooper, "Sexual conflict over the duration of copulation in *Centrobolus inscriptus* (Attems)," J. Entomol. Zool. Stud. vol. 4, no. 6, pp. 852-854, 2016. DOI: 10.22271/j.ento.2016.v4.i6l.04
<http://www.entomoljournal.com/archives/2016/vol4issue6/PartL/4-6-155-599.pdf>.
35. M. I. Cooper, "The affect of female body width on copulation duration in *Centrobolus inscriptus* (Attems)," J. Entomol. Zool. Stud. vol. 5, no. 1, pp. 732-733, 2017. DOI: 10.22271/j.ento.2017.v5.i1j.10
<http://www.entomoljournal.com/archives/2017/vol5issue1/PartJ/5-1-92-221.pdf>.
36. M. I. Cooper, "Size matters in myriapod copulation," J. Entomol. Zool. Stud. vol. 5, no. 2, pp. 207-208, 2017. DOI: 10.22271/j.ento.2017.v5.i2c.10
<http://www.entomoljournal.com/archives/2017/vol5issue2/PartC/4-6-108-171.pdf>.
37. M. I. Cooper, "Relative sexual size dimorphism in *Centrobolus digrammus* (Pocock) compared to 18 congenics," J. Entomol. Zool. Stud. vol. 5, no. 2, pp. 1558-1560, 2017. DOI: 10.22271/j.ento.2017.v5.i2u.04
<http://www.entomoljournal.com/archives/2017/vol5issue2/PartU/5-2-199-639.pdf>.
38. M. I. Cooper, "Relative sexual size dimorphism in *Centrobolus fulgidus* (Lawrence) compared to 18 congenics," J. Entomol. Zool. Stud. vol. 5, no. 3, pp. 77-79, 2017. DOI: 10.22271/j.ento.2017.v5.i3b.01
<http://www.entomoljournal.com/archives/2017/vol5issue3/PartB/5-2-198-656.pdf>.
39. Cooper, "Relative sexual size dimorphism *Centrobolus ruber* (Attems) compared to 18 congenics," J. Entomol. Zool. Stud. vol. 5, no. 3, pp. 180-182, 2017. DOI: 10.22271/j.ento.2017.v5.i3c.07
<http://www.entomoljournal.com/archives/2017/vol5issue3/PartC/5-2-187-598.pdf>.
40. M. I. Cooper, "Copulation and sexual size dimorphism in worm-like millipedes," J. Entomol. Zool. Stud. vol. 5, no. 3, pp. 1264-1266, 2017. DOI: 10.22271/j.ento.2017.v5.i3r.03 available at <https://www.coursehero.com/file/56889696>.
41. M. I. Cooper, "Allometry of copulation in worm-like millipedes," J. Entomol. Zool. Stud. vol. 5, no. 3, pp. 1720-1722, 2017. DOI: 10.22271/j.ento.2017.v5.i3x.03
<http://www.entomoljournal.com/archives/2017/vol5issue3/PartX/5-3-233-698.pdf>.
42. M. Cooper, "Re-assessment of Rensch's rule in *Centrobolus*," J. Entomol. Zool. Stud. vol. 5, no. 6, pp. 2408-2410, 2017. DOI: 10.22271/j.ento.2017.v5.i6ag.04
<http://www.entomoljournal.com/archives/2017/vol5issue6/PartAG/5-6-355-856.pdf>.
43. M. I. Cooper, "Allometry for sexual dimorphism in millipedes (Diplopoda)," J. Entomol. Zool. Stud. vol. 6, no. 1, pp. 91-96, 2018. DOI: 10.22271/j.ento.2018.v6.i1b.03
<http://www.entomoljournal.com/archives/2018/vol6issue1/PartB/5-6-327-547.pdf>.
44. M. I. Cooper, "Sexual dimorphism in pill millipedes (Diplopoda)," J. Entomol. Zool. Stud. vol. 6, no. 1, pp. 613-616, 2018. DOI: 10.22271/j.ento.2018.v6.i1i.03
<http://www.entomoljournal.com/archives/2018/vol6issue1/PartI/5-6-352-508.pdf>.
45. M. I. Cooper, "Sexual size dimorphism and the rejection of Rensch's rule in Diplopoda (Arthropoda)," J. Entomol. Zool. Stud. vol. 6, no. 1, pp. 1582-1587, 2018. DOI: 10.22271/j.ento.2018.v6.i1v.07
<http://www.entomoljournal.com/archives/2018/vol6issue1/PartV/5-6-290-837.pdf>.
46. M. I. Cooper, "Trigoniulid size dimorphism breaks Rensch," J. Entomol. Zool. Stud. vol. 6, no. 3, pp. 1232-1234, 2018. DOI: 10.22271/j.ento.2018.v6.i3.9.09
<http://www.entomoljournal.com/archives/2018/vol6issue3/PartQ/6-3-170-722.pdf>.
47. M. I. Cooper, "Volumes of *Centrobolus albitarsus* (Lawrence, 1967)," Int. J. Entomol. Res. vol. 3, no. 4, pp. 20-21, 2018.
<http://www.entomologyjournals.com/archives/2018/vol3/issue4>.
48. M. Cooper, "A review of studies on the fire millipede genus *centrobolus* (diplopoda: trigoniulidae)," J. Entomol. Zool. Stud. vol. 6, no. 4, pp. 126-129, 2018. DOI: 10.22271/j.ento.2018.v6.i4.2.06
<http://www.entomoljournal.com/archives/2018/vol6issue4/PartC/6-3-87-275.pdf>.

49. M. Cooper, "Centrobolus anulatus (Attems, 1934) reversed sexual size dimorphism," J. Entomol. Zool. Stud. vol. 6, no. 4, pp. 1569-1572, 2018. DOI: 10.22271/j.ento.2018.v6.i4.13.16
<http://www.entomoljournal.com/archives/2018/vol6issue4/PartZ/6-4-277-483.pdf>.
50. M. Cooper, "Allometry in Centrobolus," J. Entomol. Zool. Stud. vol. 6, no. 6, pp. 284-286, 2018. DOI: 10.22271/j.ento.2018.v6.i6.3.07
<http://www.entomoljournal.com/archives/2018/vol6issue6/PartE/6-5-322-417.pdf>.
51. M. Cooper, "Centrobolus size dimorphism breaks Rensch's rule," Scholars' Press, Mauritius. pp. 1-48, 2018. ISBN: 978-3-659-83990-0. <https://www.academia.edu/77887053>.
52. M. Cooper, "Centrobolus size dimorphism breaks Rensch's rule," Arthropod., vol. 7, no. 3, pp. 48-52, 2018.
53. M. Cooper, "Centrobolus dubius (Schubart, 1966) Monomorphism," International Journal of Research Studies in Zoology, vol 4, no. 3, pp. 17-21, 2018. <http://arcjournals.org/pdfs/ijrsz/v4-i3/3.pdf>.
54. M. Cooper, "Centrobolus lawrencei (Schubart, 1966) monomorphism," Arthropod., vol. 7, no. 4, pp. 82-86, 2018. [http://www.iaees.org/publications/journals/arthropods/articles/2018-7\(4\)/Centrobolus-lawrencei-monomorphism.pdf](http://www.iaees.org/publications/journals/arthropods/articles/2018-7(4)/Centrobolus-lawrencei-monomorphism.pdf).
55. M. Cooper, "Confirmation of twenty-one species of Centrobolus Cook (Diplopoda: Pachybolidae) based on length and width data," 2018.
56. M. Cooper, "Centrobolus sagatinus sexual size dimorphism based on differences in horizontal tergite widths," J. Entomol. Zool. Stud. vol. 6, no. 6, pp. 275-277, 2018. DOI: 10.22271/j.ento.2018.v6.i6.3.05
<http://www.entomoljournal.com/archives/2018/vol6issue6/PartE/6-5-323-505.pdf>.
57. M. Cooper, "Centrobolus silvanus dimorphism based on tergite width," Glob. J. Zool. vol. 3, no. 1, pp. 003-005, 2018. <https://doi.org/10.17352/gjz.000010>.
58. M. Cooper, "A review on studies of behavioural ecology of Centrobolus (Diplopoda, Spirobolida, Pachybolidae) in southern Africa," Arthropod., vol. 8, no. 1, pp. 38-44, 2019.
59. M. I. Cooper, "Lawrence's red millipede Centrobolus lawrencei shows length-based variability and size dimorphism," J. Entomol. Zool. Stud. vol. 7, no. 2, pp. 1037-1039, 2019. DOI: 10.22271/j.ento.2019.v7.i2.9.07
<http://www.entomoljournal.com/archives/2019/vol7issue2/PartQ/7-2-114-662.pdf>.
60. M. Cooper, "Centrobolus titanophilus size dimorphism shows width-based variability," Arthropod., vol. 8, no. 2, pp. 80-86, 2019.
61. M. Cooper, "Non-significant intersexual differences in millipede mass," J. Entomol. Zool. Stud. vol. 7, no. 3, pp. 763-765, 2019. DOI: 10.22271/j.ento.2019.v7.i3m.5267
<http://www.entomoljournal.com/archives/2019/vol7issue3/PartM/7-3-90-458.pdf>.
62. M. I. Cooper, "Quasi-experimental determination of a mass standard in the forest millipede Centrobolus inscriptus," J. Entomol. Zool. Stud. vol. 7, no. 3, pp. 772-774, 2019. DOI: 10.22271/j.ento.2019.v7.i3m.5269
<http://www.entomoljournal.com/archives/2019/vol7issue3/PartM/7-3-58-913.pdf>.
63. M. I. Cooper, "Underlying sperm precedence pattern in the millipede Centrobolus inscriptus (Attems, 1928) (Diplopoda, Pachybolidae)," J. Entomol. Zool. Stud. vol. 7, no. 3, pp. 1066-1069, 2019. DOI: 10.22271/j.ento.2019.v7.i3r.5319
<http://www.entomoljournal.com/archives/2019/vol7issue3/PartR/7-3-106-957.pdf>.
64. M. Cooper, "When is the change in sperm precedence in the millipede Centrobolus inscriptus (Attems, 1928) (Diplopoda, Pachybolidae)?" J. Entomol. Zool. Stud. vol. 7, no. 4, pp. 183-186, 2019. DOI: 10.22271/j.ento.2019.v7.i4c.5439
<http://www.entomoljournal.com/archives/2019/vol7issue4/PartC/7-3-311-692.pdf>.
65. M. Cooper, "Julid millipede and spirobolid millipede gonopod functional equivalents," J. Entomol. Zool. Stud. vol. 7, no. 4, pp. 333-335, 2019. DOI: 10.22271/j.ento.2019.v7.i4f.5465
<http://www.entomoljournal.com/archives/2019/vol7issue4/PartF/7-3-329-431.pdf>.
66. M. Cooper, "Size dimorphism and directional selection in forest millipedes," Arthropod., vol. 8, no. 3, pp. 102-109, 2019.
[http://www.iaees.org/publications/journals/arthropods/articles/2019-8\(3\)/size-dimorphism-and-directional-selection-in-forest-millipedes.pdf](http://www.iaees.org/publications/journals/arthropods/articles/2019-8(3)/size-dimorphism-and-directional-selection-in-forest-millipedes.pdf).
67. M. Cooper, "Xylophagous millipede surface area to volume ratios are size dependent in forests," Arthropod., vol. 8, no. 4, pp. 127-136, 2019.
68. M. Cooper, "Size dimorphism in six juliform millipedes," Arthropod., vol. 8, no. 4, pp. 137-142, 2019.
69. M. Cooper, "Year-round correlation between mass and copulation duration in forest millipedes," Arthropod., vol. 9, no. 1, pp. 15-20, 2020.
70. M. Cooper, "Kurtosis and skew show longer males in Centrobolus," Arthropod., vol. 9, no. 1, pp. 21-26, 2020.
71. M. Cooper, "Studies of behavioural ecology of Centrobolus," LAP LAMBERT Academic Publishing, Mauritius. pp. 1-420, 2020. ISBN: 978-620-2-52046-1.
72. M. Cooper, "Mating dynamics of South African forest millipedes," LAP LAMBERT Academic Publishing, Mauritius. pp. 1-164, 2020. ISBN: 978-620-0-58569-1.
73. M. Cooper, "Behavioural ecology of Centrobolus," LAP LAMBERT Academic Publishing, Mauritius. pp. 1-520, 2020. ISBN: 978-620-0-50406-7.
74. M. Cooper, "Zoomorphic variation with copulation duration in Centrobolus," Arthropod., vol. 9, no. 2, pp. 63-67, 2020.
[http://www.iaees.org/publications/journals/arthropods/articles/2020-9\(2\)/zoomorphic-variation-with-copulation-duration-in-Centrobolus.pdf](http://www.iaees.org/publications/journals/arthropods/articles/2020-9(2)/zoomorphic-variation-with-copulation-duration-in-Centrobolus.pdf).
75. M. Cooper, "Latitudinal-size trend in eight species of Centrobolus," J. Entomol. Zool. Stud. vol. 8, no. 2, pp. 122-

- 127, 2020.
<http://www.entomoljournal.com/archives/2020/vol8issue2/PartC/8-1-381-253.pdf>.
76. M. Cooper, "Longitudinal-size trend in eight species of *Centrobolus*," *Intern. J. Zool. Invest.* vol. 6, no. 1, pp. 58-64, 2020. <https://doi.org/10.33745/ijzi.2020.v06i01.005>.
77. M. Cooper, "Correction: *Centrobolus dubius* (Schubart, 1966) Monomorphism," *Int. J. Res. Stud. Zool.* vol. 6, no. 2, pp. 25-28, 2020. <http://www.arcjournals.org/pdfs/ijrsz/v6-i2/3.pdf>.
78. M. Cooper, "Latitudinal and longitudinal gradients in Old World forest millipedes," LAP LAMBERT Academic Publishing: pp. 77, 2021 ISBN: 978-620-3-02454-8.
79. M. Cooper, "Intrasexual and intersexual size variation in *Centrobolus Cook*, 1897," *Scholars' Press*, Mauritius. pp. 1-56, 2021. ISBN: 978-613-8-95101-8.
80. M. Cooper, "Size-assortment in *Centrobolus Cook*, 1897," *Scholars' Press*, Mauritius. pp. 1-52, 2021. ISBN: 978-613-8-95118-6. <http://www.megabooks.sk/p/18255119>.
81. M. Cooper, "Wewnątrzplciowa i międzypłciowa zmienność wielkości u *Centrobolus Cook*, 1897," *Scienca Scripts*, Mauritius. pp. 1-52, 2021. ISBN: 978-620-3-50733-1. <http://www.megabooks.cz/p/17829353>.
82. M. Cooper, "Variedade de tamanhos no *Centrobolus Cook*, 1897," *Novas Edições Acadêmicas*, Mauritius. pp. 1-52, 2021. ISBN: 978-620-3-46650-8.
83. M. Cooper, "Variação de tamanho intrasexual e intersexual no *Centrobolus Cook*, 1897," *Edições Nosso Conhecimento*, *Scienca Scripts*, Mauritius. pp. 1-52, 2021. ISBN: 978-620-3-50735-5.
84. M. Cooper, "Variazione di taglia intrasessuale e intersessuale in *Centrobolus Cook*, 1897," *Scienca Scripts*, Mauritius. pp. 1-52, 2021. ISBN: 978-620-3-50731-7. <http://www.megabooks.sk/p/18462116>.
85. M. Cooper, "Variation de taille intrasexuelle et intersexuelle chez *Centrobolus Cook*, 1897," *Scienca Scripts*, Mauritius. pp. 1-52, 2021. ISBN: 978-620-3-50730-0. <http://www.megabooks.sk/p/18462115>.
86. M. Cooper, "Intrasexuelle und intersexuelle größenvariation bei *Centrobolus Cook*, 1897," *Scienca Scripts*, Mauritius. pp. 1-52, 2021. ISBN: 978-620-3-50729-4. <http://www.megabooks.cz/p/17470313>.
87. M. Cooper, "Size-assortment in *Centrobolus Cook*, 1897 (*Diplopoda: Pachybolidae*)," *Scholars' Press*, Mauritius. pp. 1-52, 2021. ISBN: 978-613-8-95105-6. <http://www.megabooks.sk/p/18254871>.
88. M. Cooper, "Variação da duração da cópula em milípedes semelhantes a vermes," *Novas Edições Acadêmicas*, Mauritius. pp. 1-56, 2021. ISBN: 978-620-3-46666-9.
89. M. Cooper, "Surtido de tamaño en *Centrobolus Cook*, 1897," *Editorial Académica Española*, Mauritius. pp. 1-56, 2021. ISBN: 978-620-3-03960-3.
90. M. Cooper, "Größen-Sortierung bei *Centrobolus Cook*, 1897 (*Diplopoda: Pachybolidae*)," *Südwestdeutscher Verlag für Hochschulschriften*, *Scienca Scripts*, Mauritius. pp. 1-52, 2021. ISBN: 978-620-3-54955-3. <http://www.dodax.co.uk/en-gb/books-audiobooks/zoology/cooper-mark-groessensortierung-bei-centrobolus-cook-1897-diplopoda-pachybolidae-dp3Q15G7L5H49>.
91. M. Cooper, "Cambio en la duración de la cópula en ciempiés gusano," *Editorial Académica Española*, Mauritius. pp. 1-56, 2021. ISBN: 978-620-3-03965-8.
92. M. Cooper, "Размерный ассортимент в *Centrobolus Cook*, 1897 г," *Scienca Scripts*, Mauritius. pp. 1-52, 2021. ISBN: 978-620-3-59606-9. <http://my-shop.ru/shop/product/4534060.html>.
93. M. Cooper, "Variation de durée de copulation dans les mille-pattes vermifuges," *Presses Académiques Francophones*, Mauritius. pp. 1-52, 2021. ISBN: 978-3-8416-3326-2.
94. M. Cooper, "Sortimento de tamanhos em *Centrobolus Cook*, 1897," *Edições Nosso Conhecimento*, Mauritius. pp. 1-52, 2021. ISBN: 978-620-3-59608-3. <http://www.megabooks.sk/p/18456483>.
95. M. Cooper, "Size assortment in *Centrobolus Cook*, 1897," *Our Knowledge Publishing*, Mauritius. pp. 1-52, 2021. ISBN: 978-620-3-59602-1. <http://www.megabooks.sk/p/18456478>.
96. M. Cooper, "Größensortierung bei *Centrobolus Cook*, 1897," *Verlag Unser Wissen*, Mauritius. pp. 1-52, 2021. ISBN: 978-620-3-59601-4. <http://www.megabooks.sk/p/18192206>.
97. M. Cooper, "Groottesortering bij *Centrobolus Cook*, 1897," *Uitgeverij Onze Kennis*, Mauritius. pp. 1-52, 2021. ISBN: 978-620-3-59605-2.
98. M. Cooper, "Assortimento di dimensioni in *Centrobolus Cook*, 1897," *Edizioni Sapienza*, Mauritius. pp. 1-52, 2021. ISBN: 978-620-3-59604-5. <http://www.megabooks.sk/p/18456480>.
99. M. Cooper, "Assortiment de tailles chez *Centrobolus Cook*, 1897," *Editions Notre Savoir*, Mauritius. pp. 1-52, 2021. ISBN: 978-620-3-59603-8. <http://www.megabooks.sk/p/18456479>.
100. M. Cooper, "Asortyment wielkości u *Centrobolus Cook*, 1897 (*Diplopoda: Pachybolidae*)," *Wydawnictwo Nasza Wiedza*, Mauritius. pp. 1-52, 2021. ISBN: 978-620-3-59607-6.
101. M. Cooper, "Zmiana czasu trwania kopulacji w krocionogach przypominających robaki," *Wydawnictwo Nasza Wiedza*, Mauritius. pp. 1-56, 2021. ISBN: 978-620-3-62161-7. <http://www.megabooks.sk/p/18456980>.
102. M. Cooper, "Verandering in copulatieduur bij wormduizendpoten: (*Juliformes*)," *Uitgeverij Onze Kennis*. pp. 1-56, 2021. ISBN: 978-6203621600.
103. M. Cooper, "Veränderung der Kopulationsdauer bei Wurmtausendfüßern," *Verlag Unser Wissen*. pp. 1-52, 2021. ISBN: 978-620-3-62156-3. <http://www.megabooks.sk/p/18258985>.
104. M. Cooper, "Modification de la durée de la copulation chez les millipedes vermiformes," *Editions Notre Savoir*,

- Mauritius. pp. 1-56, 2021. ISBN: 978-620-3-62158-7.
<http://www.megabooks.sk/p/18456978>.
- 105.M. Cooper, "Modifica della durata della copulazione nei millepiedi vermi," Edizioni Sapienza, Mauritius. pp. 1-56, 2021. ISBN: 978-620-3-62159-4.
<http://www.megabooks.sk/p/18456979>.
- 106.M. Cooper, "Copulation duration variation in worm-like millipedes," Our Knowledge Publishing, Mauritius. pp. 1-52, 2021. ISBN: 978-620-3-62157-0.
<http://www.megabooks.sk/p/18456977>.
- 107.M. Cooper, "Alteracao na duracao da copula nas centopeias de minhocas," Edicoes Nosso Conhecimento, Mauritius. pp. 1-56, 2021. ISBN: 978-620-3-62162-4.
<http://www.megabooks.sk/p/18456981>.
- 108.M. Cooper, "Zmiana czasu trwania kopulacji w krocionogach przypominających robaki," Globe Edit, Latvia. pp. 1-56, 2021. ISBN: 978-620-0-62248-8.
- 109.M. Cooper, "Variasjon i kokulasjonsvariasjon i ormlignende millipeder," Globe Edit, Latvia. pp. 1-52, 2021. ISBN: 978-620-0-62250-1.
- 110.M. Cooper, "Copulation duration variation in worm-like millipedes," Scholars' Press, Mauritius. pp. 1-52, 2021. ISBN: 978-3-639-66208-5.
- 111.M. Cooper, "Variatie in copulatieduur in wormachtige duizendpoten," Globe Edit, Latvia. pp. 1-52, 2021. ISBN: 978-620-0-62258-7.
- 112.M. Cooper, "Variation i kopulationsvarighed i ormelignende tusindben," Globe Edit, Latvia. pp. 1-56, 2021. ISBN: 978-620-0-62257-0.
- 113.M. Cooper, "İçeriği Centrobolus Cook boyut aralığı, 1897 (Diplopoda: Pachybolidae)," LAP LAMBERT Academic Publishing, Mauritius. pp. 1-56, 2021. ISBN: 978-620-3-83963-0.
- 114.M. Cooper, "Kopuleringstidsvariation i maskliknande millipeder," Globe Edit, Latvia. pp. 1-52, 2021. ISBN: 978-620-0-62277-8.
- 115.M. Cooper, "Variation de durée de copulation dans les mille-pattes vermifuges," Blessed Hope Publishing. pp. 1-56, 2021. ISBN: 978-3841633269.
<http://www.megabooks.sk/p/18361163>.
- 116.M. Cooper, "ワーム様ミリペデスにおける交尾期間変動," Globe Edit, Latvia. pp. 1-56, 2021. ISBN: 978-620-0-62260-0.
- 117.M. Cooper, "Parittelun keston vaihtelu matomaisten millipedes," Globe Edit, Latvia. pp. 1-52, 2021. ISBN: 978-620-0-62259-4.
- 118.M. Cooper, "Variația duratei copulării în milipelele asemănătoare viermilor," Globe Edit, Latvia. pp. 1-56, 2021. ISBN: 978-620-0-62255-6.
- 119.M. Cooper, "A pázrás időtartama a féreg-szerű millipedek változása," Globe Edit, Latvia. pp. 1-52, 2021. ISBN: 978-620-0-62261-7.
- 120.M. Cooper, "蠕蟲狀千足蟲的複製持續時間變化," pp. 1-52, 2021. Goldenlight publishing, Republic of Moldova. ISBN: 978-620-2-41290-2.
- 121.M. Cooper, "웜과 같은 밀리페드의 교화 지속 시간 변화 (줄리포미아)," Globe Edit, Latvia. pp. 1-52, 2021. ISBN: 978-620-0-62533-5.
- 122.M. Cooper, "Mass covaries with volume in forest millipedes Centrobolus Cook, 1897," J. Entomol. Zool. Stud. vol. 9, no. 6, pp. 190-192, 2021.
<http://www.entomoljournal.com/archives/2021/vol9issue6/PartC/9-6-36-202.pdf>.
- 123.COOPER, MARK IAN. THE SURFACE AREA IS RELATED TO MATING FREQUENCIES ACROSS SYMPATRIC *CENTROBOLUS ANULATUS* (ATTEMPS, 1934) AND *C. INSCRIPTUS* (ATTEMPS, 1928). Universe Int. J. Interdiscip. Res. 2022; 3(7): 11-20. DOI NO.: 08.2020-25662434 DOI Link: <https://uijir.com/the-surface-area-is-related-to-mating-frequencies-across-sympatric-centrobolus-anulatus-attempts-1934-and-c-inscriptus-attempts-1928-2/>. <https://www.doi-ds.org/doi/12.2022-39677929/UIJIR>.
- 124.Cooper, Mark I. VOLUME IS RELATED TO SURFACE-AREA-TO-VOLUME ACROSS *CENTROBOLUS* COOK, 1897. Universe Int. J. Interdiscip. Res. 2022; 3(6): 83-91. <https://uijir.com/wp-content/uploads/2022/12/11-221113-UIJIR.pdf>.
- 125.Cooper, Mark. SEX RATIO VARIES WITH AVERAGE SUN HOURS IN RED MILLIPEDES *CENTROBOLUS* COOK, 1897. Int. j. eng. sci. invention res. dev. 2022; 9(6): 204-207.
<https://www.ijesird.com/wp-content/uploads/2024/05/DEC5.pdf>.
- 126.Cooper, Mark. SEX RATIO VARIES WITH RAINY DAYS IN RED MILLIPEDES *CENTROBOLUS* COOK, 1897. Int. j. eng. sci. invention res. dev. 2022; 9(6): 199-203.
<https://www.ijesird.com/wp-content/uploads/2024/05/DEC4.pdf>.
- 127.Cooper, Mark. SEX RATIO VARIES WITH HUMIDITY IN RED MILLIPEDES *CENTROBOLUS* COOK, 1897. Int. j. eng. sci. invention res. dev. 2022; 9(6): 194-198.
<https://www.ijesird.com/wp-content/uploads/2024/05/DEC3.pdf>.
- 128.Cooper, Mark. SEX RATIO VARIES WITH PRECIPITATION IN RED MILLIPEDES *CENTROBOLUS* COOK, 1897. Int. j. eng. sci. invention res. dev. 2022; 9(6): 189-193.
<https://www.ijesird.com/wp-content/uploads/2024/05/DEC4new.pdf>.

129. Cooper, Mark. SEX RATIO VARIES WITH MAXIMUM TEMPERATURE IN RED MILLIPEDES *CENTROBOLUS COOK*, 1897. Int. j. eng. sci. invention res. dev. 2022; 9(6): 184-188. https://www.ijesird.com/wp-content/uploads/2024/05/DEC3_new.pdf.
130. Cooper, Mark. SEX RATIO VARIES WITH MINIMUM TEMPERATURE IN RED MILLIPEDES *CENTROBOLUS COOK*, 1897. Int. j. eng. sci. invention res. dev. 2022; 9(6): 179-183. <https://www.ijesird.com/wp-content/uploads/2024/05/DEC2-1.pdf>.
131. Cooper, Mark. SEX RATIO VARIES WITH AVERAGE TEMPERATURE IN RED MILLIPEDES *CENTROBOLUS COOK*, 1897. Int. j. eng. sci. invention res. dev. 2022; 9(6): 174-178. <https://www.ijesird.com/wp-content/uploads/2024/05/DEC1.pdf>.
132. Cooper, Mark I. SURFACE-AREA-TO-VOLUME IS RELATED TO SEXUAL SIZE DIMORPHISM ACROSS *CENTROBOLUS COOK*, 1897. Universe Int. J. Interdiscip. Res. 2022; 3(6): 34-42. <https://uijir.com/surface-area-to-volume-is-related-to-sexual-size-dimorphism-across-centrobolus-cook-1897/>. DOI NO.: 08.2020-25662434 DOI Link: <https://www.doi-ds.org/doi/11.2022-24116995/UIJIR>.
133. Cooper, Mark. TARSAL PAD LENGTHS ARE RELATED TO SURFACE-AREA-TO-VOLUME RATIOS IN *CENTROBOLUS COOK*, 1897. Universe Int. J. Interdiscip. Res. 2022; 3(6): 27-33. <https://www.doi-ds.org/doi/11.2022-98742794/UIJIR>. <https://uijir.com/wp-content/uploads/2022/11/4-22101-UIJIR.pdf>.
134. COOPER, MARK I. MOMENTS OF INERTIA COVARY WITH SURFACE AREA IN FOREST RED MILLIPEDES *CENTROBOLUS COOK*, 1897. Int. j. eng. sci. invention res. dev. 2022; 9(5): 168-173. https://www.ijesird.com/wp-content/uploads/2024/05/nov_6.pdf
135. COOPER, MARK I. ARE SURFACE AREA AND SURFACE-AREA-TO-VOLUME RATIO RELATED TO LATITUDE AND LONGITUDE IN *CENTROBOLUS COOK*, 1897? Int. j. eng. sci. invention res. dev. 2022; 9(5): 162-167. https://www.ijesird.com/wp-content/uploads/2024/05/nov_5.pdf
136. COOPER, MARK I. MATING FREQUENCY IS RELATED TO SURFACE AREA AND SURFACE-AREA-TO-VOLUME RATIOS IN *CENTROBOLUS COOK*, 1897. Int. j. eng. sci. invention res. dev. 2022; 9(5): 155-161. https://www.ijesird.com/wp-content/uploads/2024/05/nov_4.pdf
137. Cooper, Mark I. DOES EJACULATE VOLUME VARY WITH SURFACE AREA AND SURFACE AREA TO VOLUME RATIO IN *CENTROBOLUS COOK*, 1897? Int. j. eng. sci. invention res. dev. 2022; 9(5): 152-154. https://www.ijesird.com/wp-content/uploads/2024/05/nov_3.pdf
138. COOPER, MARK I. ARE SURFACE AREA AND SURFACE-AREA-TO-VOLUME RATIO RELATED TO COPULATION DURATION IN *CENTROBOLUS COOK*, 1897? Int. j. eng. sci. invention res. dev. 2022; 9(4): 146-151. https://www.ijesird.com/wp-content/uploads/2024/05/nov_2.pdf
139. COOPER, MARK I. ARE SURFACE AREA AND SURFACE-AREA-TO-VOLUME RATIO RELATED TO SEX RATIOS IN *CENTROBOLUS COOK*, 1897? Int. j. eng. sci. invention res. dev. 2022; 9(5): 140-145. https://www.ijesird.com/wp-content/uploads/2024/05/nov_1.pdf
140. Cooper, Mark I. ABUNDANCE IS RELATED TO SURFACE AREA AND SURFACE-AREA-TO-VOLUME RATIOS IN *CENTROBOLUS COOK*, 1897. Universe Int. J. Interdiscip. Res. 2022; 3(5): 231-240. <https://www.doi-ds.org/doi/11.2022-99614928/UIJIR>.
141. Cooper, M. A Latitudinal Gradient in Species Richness of Subgenus *Tetraconasoma* Verhoeff, 1924, not *Sphaerotherium* Brandt, 1833 (Diplopoda: Sphaerotheriida)? Int. j. zool. animal biol. 2022; 5(6): 000413. DOI: 10.23880/izab-16000413. <https://medwinpublishers.com/IZAB/a-latitudinal-gradient-in-species-richness-of-subgenus-tetraconasoma-verhoeff-1924-not-sphaerotherium-brandt-1833-diplopoda-sphaerotheriida.pdf>.
142. COOPER, MARK I. MASS COVARIES WITH SURFACE AREA IN FOREST RED MILLIPEDES *CENTROBOLUS COOK*, 1897. Int. j. eng. sci. invention res. dev. 2022; 9(4): 133-138. <https://www.ijesird.com/wp-content/uploads/2023/10/october2.pdf>.
143. Cooper, Mark Ian. IS MASS CORRELATED WITH LENGTH AMONG RED MILLIPEDES *CENTROBOLUS COOK*, 1897? Universe Int. J. Interdiscip. Res. 2022; 3(5): 98-103. <https://www.doi-ds.org/doi/11.2022-42796679/UIJIR>. <https://uijir.com/wp-content/uploads/2022/11/11-221012-UIJIR.pdf>.
144. COOPER, MARK. PREDICTED SPECIES RICHNESS VARIATION WITH TIME IN RED MILLIPEDES *CENTROBOLUS COOK*, 1897. Universe Int. J. Interdiscip. Res. 2022; 3(5): 80-88. <https://www.doi-ds.org/doi/11.2022-57466768/UIJIR>. <http://uijir.com/wp-content/uploads/2022/11/9-221023-UIJIR.pdf>.
145. Cooper, Mark I. PREDICTED MATING FREQUENCIES FOR CALCULATED AND CONTROLLED MASSES AT DISTANT LATITUDES AND LONGITUDES IN RED MILLIPEDES *CENTROBOLUS COOK*, 1897. Universe Int. J. Interdiscip. Res. 2022; 3(5): 9-17. <https://www.doi-ds.org/doi/10.2022-62878444/UIJIR>. <https://uijir.com/wp-content/uploads/2022/10/2-221008-UIJIR.pdf>.
146. Cooper, Mark I. NO LONGITUDINAL SPECIES DIVERSITY GRADIENT IN RED MILLIPEDES

- CENTROBOLUS* COOK, 1897. Universe Int. J. Interdiscip. Res. 2022; 3(5): 1-8. <https://www.doi-ds.org/doi/10.2022-16757148/UIJIR>.
<https://uijir.com/wp-content/uploads/2022/10/1-221007-UIJIR-.pdf>.
147. COOPER, MARK IAN. SURFACE AREA IS RELATED TO SPECIES RICHNESS ACROSS *CENTROBOLUS* COOK, 1897. Int. j. eng. sci. invention res. dev. 2022; 9(4): 126-132. https://www.ijesird.com/wp-content/uploads/2023/10/oct_1.pdf.
148. Cooper, M. Converse of Rensch's rule is Probably true in Millipedes. International Journal of Zoology and Animal Biology. 2022; 5(5): 000410. DOI: 10.23880/izab-16000410. <https://medwinpublishers.com/IZAB/converse-of-renchs-rule-is-not-necessarily-true-in-millipedes.pdf>.
149. COOPER, MARK I. Mass variation with time in red millipedes *Centrobolus* Cook, 1897. Int. j. eng. sci. invention res. dev. 2022; 9(3): 119-125. https://www.ijesird.com/wp-content/uploads/2023/10/sep_five.pdf.
150. COOPER, MARK I. PREDICTED ABUNDANCES FOR CALCULATED AND CONTROLLED SEXUAL SIZE DIMORPHISM AT DISTANT LATITUDES AND LONGITUDES IN RED MILLIPEDES *CENTROBOLUS* COOK, 1897. Int. j. eng. sci. invention res. dev. 2022; 9(3): 113-118. https://www.ijesird.com/wp-content/uploads/2023/10/sep_four.pdf.
151. COOPER, MARK. MOMENTS OF INERTIA LINK TO MALE SIZE IN RED MILLIPEDES *CENTROBOLUS* COOK, 1897. Int. j. eng. sci. invention res. dev. 2022; 9(3): 107-112. https://www.ijesird.com/wp-content/uploads/2023/10/sept_three_two.pdf.
152. Cooper, Mark. MOMENTS OF INERTIA ARE RELATED TO SPECIES RICHNESS IN RED MILLIPEDES *CENTROBOLUS* COOK, 1897. Universe Int. J. Interdiscip. Res. 2022; 4(3): 193-200. <http://www.doi-ds.org/doi/10.2022-84613577/UIJIR>.
<http://uijir.com/wp-content/uploads/2022/10/27-UIJIR-938.pdf>.
153. Cooper, Mark. CORRELATION COEFFICIENT MATRIX FOR SIXTEEN FACTORS IN THE MATING SYSTEMS OF RED MILLIPEDES *CENTROBOLUS* COOK, 1897. Universe Int. J. Interdiscip. Res. 2022; 3(4): 148-155. <http://www.doi-ds.org/doi/10.2022-52233387/UIJIR>.
<https://uijir.com/wp-content/uploads/2022/10/20-UIJIR-930.pdf>.
154. Cooper, Mark I. DOES SEXUAL SIZE DIMORPHISM VARY WITH FEWEST DAILY HOURS OF SUNSHINE IN RED MILLIPEDES *CENTROBOLUS* COOK, 1897? Universe Int. J. Interdiscip. Res. 2022; 3(4): 33-36. <http://www.doi-ds.org/doi/10.2022-72997389/UIJIR>.
<https://uijir.com/wp-content/uploads/2022/09/5-UIJIR-905.pdf>.
155. Cooper, Mark. DOES (PREDICTED) MASS CORRELATE WITH MATING FREQUENCIES IN *CENTROBOLUS* COOK, 1897? Universe Int. J. Interdiscip. Res. 2022; 3(4): 14-19. <http://www.doi-ds.org/doi/10.2022-18461239/UIJIR>.
156. Cooper, Mark I. DOES SEXUAL SIZE DIMORPHISM VARY WITH FEWEST DAILY HOURS OF SUNSHINE IN RED MILLIPEDES *CENTROBOLUS* COOK, 1897? Universe Int. J. Interdiscip. Res. 2022; 3(3): 89-92. <http://www.doi-ds.org/doi/10.2022-94655978/UIJIR>.
157. COOPER, MARK IAN. IS A PROMINENT STERNITE RELATED TO SEX RATIOS AND ABUNDANCE IN *CENTROBOLUS* COOK, 1897? Int. j. eng. sci. invention res. dev. 2022; 9(3): 103-106. https://www.ijesird.com/wp-content/uploads/2023/10/sep_two_6.pdf.
158. COOPER, MARK. IS SIZE OR SSD RELATED TO ABUNDANCE IN *CENTROBOLUS* COOK, 1897? Int. j. eng. sci. invention res. dev. 2022; 9(3): 96-102. https://www.ijesird.com/wp-content/uploads/2023/10/sep_one.pdf.
159. Cooper, Mark. 2022. DOES SEXUAL SIZE DIMORPHISM VARY WITH BODY MASS IN FOREST MILLIPEDES *CENTROBOLUS* COOK, 1897? Munis Entomol. Zool. Suppl. 17(supplement): 1621-1624. http://www.munisentzool.org/Issue/abstract/does-sexual-size-dimorphism-vary-with-body-mass-in-forest-millipedes-centrobolus-cook-1897_13861.
160. Cooper, Mark. 2022. DOES SEXUAL SIZE DIMORPHISM VARY WITH THE HIGHEST TOTAL HOURS OF SUNSHINE IN A MONTH IN FOREST MILLIPEDES *CENTROBOLUS* COOK, 1897? Munis Entomol. Zool. 17(supplement): 1596-1602. http://www.munisentzool.org/Issue/abstract/does-sexual-size-dimorphism-vary-with-the-highest-total-hours-of-sunshine-in-a-month-in-forest-millipedes-centrobolus-cook-1897_13858.
161. Cooper, Mark. 2022. DOES SEXUAL SIZE DIMORPHISM VARY WITH FEMALE WIDTH IN FOREST MILLIPEDES *CENTROBOLUS* COOK, 1897? Munis Entomol. Zool. 17(supplement): 1562-1565. http://www.munisentzool.org/Issue/abstract/does-sexual-size-dimorphism-vary-with-female-width-in-forest-millipedes-centrobolus-cook-1897_13854.
162. COOPER, Mark I. ARE MATING FREQUENCIES RELATED TO EJACULATE VOLUMES IN *CENTROBOLUS* COOK, 1897? Int. j. eng. sci. invention res. dev. 2022; 9(2): 93-95. https://www.ijesird.com/wp-content/uploads/2023/10/aug_ten.pdf.
163. Cooper, M. SIZE ACROSS WEATHER GRADIENTS IN PILL MILLIPEDES (DIPLOPODA): III. FEMALE VOLUME AND LOWEST NUMBER OF DAILY HOURS OF SUNSHINE (TOTAL), WARMEST MONTH OF THE YEAR, COOLEST MONTH IN THE YEAR, AVERAGE ANNUAL TEMPERATURE, AND MONTH WITH THE HIGHEST NUMBER OF RAINY DAYS. Int. j. eng. sci. invention res. dev. 2022; 9(2): 88-92. https://www.ijesird.com/wp-content/uploads/2023/10/aug_nine.pdf.

164. Cooper, M. I. SIZE ACROSS WEATHER GRADIENTS IN PILL MILLIPEDES (DIPLOPODA): I. FEMALE VOLUME AND PRECIPITATION. *Int. j. eng. sci. invention res. dev.* 2022; 9(2): 84-87. https://www.ijesird.com/wp-content/uploads/2023/10/aug_eight.pdf.
165. Cooper, M. I. SIZE ACROSS WEATHER GRADIENTS IN PILL MILLIPEDES (DIPLOPODA): II. FEMALE VOLUME AND LOWEST NUMBER OF DAILY HOURS OF SUNSHINE (AVERAGE). *Int. j. eng. sci. invention res. dev.* 2022; 9(2): 80-83. https://www.ijesird.com/wp-content/uploads/2023/10/aug_seven.pdf.
166. Cooper, M. Ian. THE MOMENTS OF INERTIA TIE-UP WITH FEMALE SIZE, HOURS OF SUNSHINE THROUGHOUT THE YEAR, LATITUDE, LONGITUDE, AND MINIMUM TEMPERATURE IN RED MILLIPEDES *CENTROBOLUS COOK*, 1897. *Universe Int. J. Interdiscip. Res.* 2022; 3(2): 6-12. <http://www.dois.org/doi/10.2022-76913842/UIJIR>.
167. Cooper, Mark. DOES EJACULATE VOLUME VARY WITH ABSOLUTE ABUNDANCE IN RED MILLIPEDES *CENTROBOLUS COOK*, 1897? *Int. j. eng. sci. invention res. dev.* 2022; 9(2): 77-79. https://www.ijesird.com/wp-content/uploads/2023/10/6_aug_22.pdf.
168. Cooper, M. Ian. ARE MATING FREQUENCIES RELATED TO MALE AND FEMALE SIZE IN *CENTROBOLUS COOK*, 1897? *Int. j. eng. sci. invention res. dev.* 2022; 9(2): 71-76. https://www.ijesird.com/wp-content/uploads/2023/10/5_aug_22.pdf.
169. Cooper, Mark. ARE ABSOLUTE ABUNDANCES RELATED TO TARSAL PAD LENGTH IN *CENTROBOLUS COOK*, 1897? *Int. j. eng. sci. invention res. dev.* 2022; 9(2): 68-70. https://www.ijesird.com/wp-content/uploads/2023/10/4_aug_22.pdf.
170. Cooper, Mark. IS COPULATION DURATION RELATED TO TARSAL PAD LENGTH IN *CENTROBOLUS COOK*, 1897? *Int. j. eng. sci. invention res. dev.* 2022; 9(2): 65-67. https://www.ijesird.com/wp-content/uploads/2023/10/3_aug_22.pdf.
171. Cooper, M. Ian. ARE MATING FREQUENCIES RELATED TO TARSAL PAD LENGTH IN *CENTROBOLUS COOK*, 1897? *Int. j. eng. sci. invention res. dev.* 2022; 9(2): 1-4. https://www.ijesird.com/wp-content/uploads/2023/10/1_aug_22.pdf.
172. Cooper, Mark. ARE MATING FREQUENCIES RELATED TO MOMENTS OF INERTIA ACROSS THE SEXES IN *CENTROBOLUS COOK*, 1897? *Int. j. eng. sci. invention res. dev.* 2022; 9(1): 52-55. https://www.ijesird.com/wp-content/uploads/2023/10/13_jul_22.pdf.
173. Cooper, M. Ian. ARE MATING FREQUENCIES RELATED TO SEXUAL SIZE DIMORPHISM IN *CENTROBOLUS COOK*, 1897? *Int. j. eng. sci. invention res. dev.* 2022; 9(1): 49-51. https://www.ijesird.com/wp-content/uploads/2023/10/12_jul_22.pdf.
174. Cooper, M. Ian. ARE MATING FREQUENCIES RELATED TO SEX RATIO IN *CENTROBOLUS COOK*, 1897? *Int. j. eng. sci. invention res. dev.* 2022; 9(1): 45-48. https://www.ijesird.com/wp-content/uploads/2023/10/11_jul_22.pdf.
175. Cooper, M. Ian. IS A PROMINENT STERNITE RELATED TO WEATHER IN *CENTROBOLUS COOK*, 1897? *Int. j. eng. sci. invention res. dev.* 2022; 9(1): 41-44. https://www.ijesird.com/wp-content/uploads/2023/10/10_jul_22.pdf.
176. Cooper, M. Ian. DOES COPULATION DURATION VARY WITH SEX RATIO IN THE RED MILLIPEDE *CENTROBOLUS INSCRIPTUS* (ATTEMPS, 1928)? *Int. j. eng. sci. invention res. dev.* 2022; 9(1): 38-40. https://www.ijesird.com/wp-content/uploads/2023/10/9_jul_22.pdf.
177. Cooper, M. Ian. ARE MATING FREQUENCIES RELATED TO ABSOLUTE ABUNDANCE IN *CENTROBOLUS COOK*, 1897? *Int. j. eng. sci. invention res. dev.* 2022; 9(1): 33-37. https://www.ijesird.com/wp-content/uploads/2023/10/8_jul-22.pdf.
178. Cooper, Mark I. Is mass related to latitude, longitude, and weather in *Centrobolus Cook*, 1897? *Int. j. eng. sci. invention res. dev.* 2022; 9(1): 27-32. https://www.ijesird.com/wp-content/uploads/2023/10/7_jul_22.pdf.
179. Cooper, M. I. Are coleopod spine length and number related to mass in *Centrobolus Cook*, 1897? *Int. j. eng. sci. invention res. dev.* 2022; 9(1): 24-26. https://www.ijesird.com/wp-content/uploads/2023/10/6_jul_22.pdf.
180. Cooper, M. I. Are coleopod spine length and number related to weather in *Centrobolus Cook*, 1897? *Int. j. eng. sci. invention res. dev.* 2022; 9(1): 16-23. https://www.ijesird.com/wp-content/uploads/2023/10/5_jul_22.pdf.
181. Cooper, M. Ian. Are a prominent sternite, coleopod spine length, and spine number related to mating frequencies in *Centrobolus Cook*, 1897? *Int. j. eng. sci. invention res. dev.* 2022; 9(1): 12-15. https://www.ijesird.com/wp-content/uploads/2023/10/4_jul_22.pdf.
182. Cooper, M. Ian. Does copulation duration vary with absolute abundance in red millipedes *Centrobolus Cook*, 1897? *Int. j. eng. sci. invention res. dev.* 2022; 9(1): 9-11. https://www.ijesird.com/wp-content/uploads/2023/10/3_jul_22.pdf.
183. Cooper, Mark Ian. Does sex ratio vary with absolute abundance in red millipedes *Centrobolus Cook*, 1897? *Int. j. eng. sci. invention res. dev.* 2022; 9(1): 5-8. https://www.ijesird.com/wp-content/uploads/2023/10/2_jul_22.pdf.
184. Cooper, M. Ian. Is a prominent sternite related to mass in *Centrobolus Cook*, 1897? *Int. j. eng. sci. invention res. dev.* 2022; 9(1): 1-4. https://www.ijesird.com/wp-content/uploads/2023/10/1_jul_22.pdf.

185. Cooper, Mark Ian. Sexual dimorphism across latitude in pill millipedes (Diplopoda). *Zool. Entomol. Letts.* 2022; 2(2): 17-20. <http://www.zoologicaljournal.com/archives/2022.v2.i2.A.4.2>.
186. Cooper, M. Ian. 2022. COPULATION DURATION IS RELATED TO EJACULATING VOLUME IN *CENTROBOLUS INSCRIPTUS* (ATTEMS, 1928). *Int. j. eng. sci. invention res. dev.* 2022; 8(12): 32-40. https://www.ijesird.com/wp-content/uploads/2023/10/3_june_22.pdf.
187. Cooper, M. Ian. IS COPULATION DURATION RELATED TO MOMENTS OF INERTIA IN *CENTROBOLUS COOK*, 1897? *Int. j. eng. sci. invention res. dev.* 2022; 8(12): 29-31. https://www.ijesird.com/wp-content/uploads/2023/10/2_june_22.pdf.
188. Cooper, M. Ian. IS A PROMINENT STERNITE RELATED TO MOMENTS OF INERTIA IN *CENTROBOLUS COOK*, 1897? *Int. j. eng. sci. invention res. dev.* 2022; 8(12): 26-28. https://www.ijesird.com/wp-content/uploads/2023/10/1_june_22.pdf.
189. Cooper, M. THE TIE-IN OF MALE BODY WIDTH ON COPULATION DURATION IN *CENTROBOLUS COOK*, 1897. *Universe Int. J. Interdiscip. Res.* 2022; 3(1): 45-47. <http://www.doi-ds.org/doi/10.2022-88932399/UIJIR>.
190. Cooper, M. I. FEMALE VOLUME, LOWEST HOURS OF SUNSHINE, MONTH WITH THE HIGHEST NUMBER OF RAINY DAYS, RAINFALL, AND TEMPERATURES IN THE COOLEST AND WARMEST MONTHS OF THE YEAR ARE RELATED TO LATITUDE (AND LONGITUDE) ACROSS THE DISTRIBUTION OF PILL MILLIPEDES *SPHAEROTHERIUM BRANDT*, 1833. *Universe Int. J. Interdiscip. Res.* 2022; 3(1): 11-22. <http://www.doi-ds.org/doi/10.2022-51527898/UIJIR>.
191. Cooper, M. I. THE MONTH WITH THE HIGHEST NUMBER OF RAINY DAYS, AVERAGE AND WARMEST TEMPERATURES, DAILY HOURS OF SUNSHINE, AND RAINFALL ACROSS THE DISTRIBUTION OF PILL MILLIPEDES *SPHAEROTHERIUM BRANDT*, 1833. *Universe Int. J. Interdiscip. Res.* 2022; 3(1): 1-10. <http://www.doi-ds.org/doi/10.2022-62322612/UIJIR>.
192. Cooper, Mark Ian. Is mass correlated with width among red millipedes *Centrobolus Cook*, 1897? *Zool. Entomol. Lett.* 2022; 2(1): 81-85. <http://www.zoologicaljournal.com/archives/2022.v2.i1.B.3.8>.
193. Cooper, Mark Ian. Do copulation duration and sexual size dimorphism vary with relative abundance in red millipedes *Centrobolus Cook*, 1897? *Acta Entomol. Zool.* 2022; 3(1): 06-09. <http://www.actajournal.com/archives/2022.v3.i2.A.69>. <https://doi.org/10.33545/27080013.2022.v3.i2a.69>.
194. Cooper, Mark Ian. Is a prominent sternite related to spine length, spine number, copulation duration, and male width in *Centrobolus Cook*, 1897? *Acta Entomol. Zool.* 2022; 3(2): 01-05. <http://www.actajournal.com/archives/2022.v3.i2.A.68>. <https://doi.org/10.33545/27080013.2022.v3.i2a.68>.
195. Cooper, M. THE MOMENTS OF INERTIA TIE-UP WITH PRECIPITATION, NUMBER OF RAINY DAYS, LOWEST RELATIVE HUMIDITY, AND AVERAGE TEMPERATURE IN RED MILLIPEDES *CENTROBOLUS COOK*, 1897. *Int. J. Re. Res. Thesis Diss.* 2022; 3(1): 130-145. <https://doi.org/10.5281/zenodo.6659980>.
196. Cooper, M. THE MOMENTS OF INERTIA TIE-UP WITH SEXUAL SIZE DIMORPHISM IN RED MILLIPEDES *CENTROBOLUS COOK*, 1897. *Int. J. Re. Res. Thesis Diss.* 2022; 3(1): 127-129. <https://doi.org/10.5281/zenodo.6656536>.
197. Cooper, Mark Ian. DOES SEXUAL SIZE DIMORPHISM VARY WITH LOG SEXUAL SIZE DIMORPHISM IN RED MILLIPEDES *CENTROBOLUS COOK*, 1897? *Universe Int. J. Interdiscip. Res.* 2022; 2(12): 52-54. <http://www.doi-ds.org/doi/10.2022-83544225/UIJIR>.
198. Cooper, Mark I. The inverse latitudinal gradients in species richness of Southern African millipedes. *Int. J. Re. Res. Thesis Diss.* 2022; 3(1): 91-112. <https://doi.org/10.5281/zenodo.6613064>.
199. Cooper, Mark I. Do copulation durations of sympatric red millipedes vary seasonally with mating frequencies? *Int. J. Re. Res. Thesis Diss.* 2022; 3(1): 85-90. <https://doi.org/10.5281/zenodo.6613001>.
200. Cooper, Mark. DOES SEXUAL SIZE DIMORPHISM VARY WITH PRECIPITATION IN FOREST MILLIPEDES *CENTROBOLUS COOK*, 1897? *Munis Entomology and Zoology.* 17(2): 1185-1189. http://www.munisentzool.org/Issue/abstract/does-sexual-size-dimorphism-vary-with-precipitation-in-forest-millipedes-centrobolus-cook-1897_13813.
201. Cooper, Mark. DOES SEXUAL SIZE DIMORPHISM VARY WITH FEMALE LENGTH IN FOREST MILLIPEDES *CENTROBOLUS COOK*, 1897? *Universe Int. J. Interdiscip. Res.* 2(12): 1-7. <http://www.doi-ds.org/doi/10.2022-69939779/UIJIR>.
202. Cooper, Mark Ian. Do copulation duration and sexual size dimorphism vary with absolute abundance in red millipedes *Centrobolus Cook*, 1897? *Acta Entomol. Zool.* 2022; 3(1): 51-54. <http://www.actajournal.com/archives/2022.v3.i1.A.64>. <https://doi.org/10.33545/27080013.2022.v3.i1a.64>.
203. Cooper, Mark. Millipede mass: Intersexual differences. *Zool. Entomol. Lett.* 2022; 2(1): 69-70. <http://www.zoologicaljournal.com/archives/2022.v2.i1.B.3.6>.
204. Cooper, Mark. Does sexual size dimorphism vary with sex ratio in red millipedes *Centrobolus Cook*, 1897? *Zool. Entomol. Lett.* 2022; 2(1): 66-68. <http://www.zoologicaljournal.com/archives/2022.v2.i1.B.3.5>.

205. Cooper, Mark. Does sexual size dimorphism vary with maximum and minimum temperatures in red millipedes *Centrobolus* Cook, 1897? Zool. Entomol. Lett. 2022; 2(1): 60-65.
<http://www.zoologicaljournal.com/archives/2022.v2.i1.B.3.4>.
206. Cooper, Mark. Mating frequencies of sympatric red millipedes differ across substrate due to absolute abundances. Acta Entomol. Zool. 2022; 3(1): 34-39. I: <https://doi.org/10.33545/27080013.2022.v3.i1a.62>.
207. Cooper, Mark. Does sexual size dimorphism vary with time in red millipedes *Centrobolus* Cook, 1897? Zool. Entomol. Lett. 2(1): 30-35.
<http://www.zoologicaljournal.com/archives/2022.v2.i1.A.2.9>.
208. Cooper, Mark Ian. Five factors effecting copulation duration in the breeding season in forest millipedes *Centrobolus* Cook, 1897. Zool. Entomol. Lett. 2(1): 17-22.
<http://www.zoologicaljournal.com/archives/2022.v2.i1.A.2.6>.
209. Cooper, Mark. DOES SEXUAL SIZE DIMORPHISM VARY WITH SPECIES RICHNESS IN FOREST MILLIPEDES *CENTROBOLUS* COOK, 1897? Universe Int. J. Interdiscip. Res. 2(10): 25-29. <http://www.doi-ds.org/doi/10.33545/27080013.2022.v3.i1a.58>.
210. Cooper, Mark. PAIR-WISE COMPARISON OF SEXUAL SHAPE DIMORPHISM AMONG FIFTEEN FACTORS IN FOREST MILLIPEDES *CENTROBOLUS* COOK, 1897. Universe Int. J. Interdiscip. Res. 2(10): 9-14.
<http://www.doi-ds.org/doi/10.33545/27080013.2022.v3.i1a.57>.
211. Cooper, Mark. Does sexual size dimorphism vary with hours of sunshine throughout the year in forest millipedes *Centrobolus* Cook, 1897? Acta Entomol. Zool. 3(1): 19-25. DOI: <https://doi.org/10.33545/27080013.2022.v3.i1a.58>.
212. Cooper, Mark. Does sexual size dimorphism vary with female size in forest millipedes *Centrobolus* Cook, 1897? Acta Entomol. Zool. 3(1): 15-18.
<https://doi.org/10.33545/27080013.2022.v3.i1a.57>.
213. Cooper, Mark. PAIR-WISE COMPARISON OF SEXUAL SIZE DIMORPHISM AMONG NINE FACTORS IN FOREST MILLIPEDES *CENTROBOLUS* COOK, 1897. Universe Int. J. Interdiscip. Res. 2(9): 31-33.
<http://www.doi-ds.org/doi/10.33545/27080013.2022.v3.i1a.51>.
214. Cooper, Mark. DOES SEXUAL SIZE DIMORPHISM VARY WITH MONTH WITH THE HIGHEST NUMBER OF RAINY DAYS IN FOREST MILLIPEDES *CENTROBOLUS* COOK, 1897. Universe Int. J. Interdiscip. Res. 2(9): 9-14. <http://www.doi-ds.org/doi/10.33545/27080013.2022.v3.i1a.51>.
215. Cooper, Mark. Does sexual size dimorphism vary with temperature in forest millipedes *Centrobolus* Cook, 1897? Acta Entomol. Zool. 2022;3(1):08-11.
<https://doi.org/10.33545/27080013.2022.v3.i1a.51>.
216. Cooper, Mark. Does sexual size dimorphism vary with latitude in forest millipedes *Centrobolus* Cook, 1897? Int. J. Re. Res. Thesis Diss. 2022; 3(1): 6-11.
<http://www.paperpublications.org/issue/IJRRTD/Issue-1-January-2022-June-2022>.
217. Cooper, Mark. Does sexual size dimorphism vary with longitude in forest millipedes *Centrobolus* Cook, 1897? International Journal of Recent Research in Thesis and Dissertation. 2022; 3(1): 1-5.
<http://www.paperpublications.org/issue/IJRRTD/Issue-1-January-2022-June-2022>.
218. Cooper, Mark. The copulation duration allometry in *Centrobolus* (Diplopoda: Spirobolida: Pachybolidae). J. Entomol. Zool. Stud. 2022;10(1):63-68.
<https://doi.org/10.22271/j.ento.2022.v10.i1a.8925>.
219. Cooper, Mark. The inverse latitudinal gradient in species richness of forest millipedes: Pachybolidae Cook, 1897. J. Entomol. Zool. Stud. 2022;10(1):05-08.
<http://www.entomoljournal.com/archives/2022/vol10issue1/PartA/9-6-49-906.pdf>.
220. Cooper, Mark. The inverse latitudinal gradient in species richness of forest millipedes: Pentazonia Brandt, 1833. J. Entomol. Zool. Stud. 2022;10(1):01-04.
<http://www.entomoljournal.com/archives/2022/vol10issue1/PartA/9-6-47-884.pdf>.
221. Cooper, Mark. (2022). Total Body Rings Increase with Latitude and Decrease with Precipitation in Forest Millipedes *Centrobolus* Cook, 1897. *New Visions in Biological Science* Vol. 9, 96-101.
<http://doi.org/10.9734/bpi/nvbs/v9/1900A>.
222. Cooper, Mark. (2022). The Latitudinal Gradient in Dalodesmidae Cook, 1896a Species Richness. *New Visions in Biological Science* Vol. 9, 89-95.
<http://doi.org/10.9734/bpi/nvbs/v9/1899A>.
223. Cooper, Mark. (2022). The Inverse Latitudinal Gradient in Species Richness of Forest Millipedes: *Centrobolus* Cook, 1897. *New Visions in Biological Science* Vol. 9, 82-88.
<http://doi.org/10.9734/bpi/nvbs/v9/1898A>.
224. Cooper, Mark. (2022). Bergmann's Rule: Size Correlates with Longitude and Temperature in Forest Millipedes *Centrobolus* Cook, 1897. *New Visions in Biological Science* Vol. 9, 68-81. <http://doi.org/10.9734/bpi/nvbs/v9/1897A>.
225. Cooper, Mark. (2022). Why Sexual Size Dimorphism Increases with Longitude, Precipitation and Temperature and Decreases with Latitude in Forest Millipedes *Centrobolus* Cook, 1897. *New Visions in Biological Science* Vol. 9, 58-67. <http://doi.org/10.9734/bpi/nvbs/v9/1896A>.
226. Cooper, Mark. (2022). The Relationships between Sexual Size Dimorphism and Precipitation and Female Size and Temperature in *Sphaerotherium* Brandt, 1833. *New Visions in Biological Science* Vol. 9, 52-57.
<http://doi.org/10.9734/bpi/nvbs/v9/1895A>.
227. Cooper, Mark. (2022). Mating Order Establishes Male Size Advantage in the Polygynandrous Millipede *Centrobolus* inscriptus Attems, 1928. *New Visions in Biological Science* Vol. 9, 46-51. <http://doi.org/10.9734/bpi/nvbs/v9/1894A>.
228. Cooper, Mark. (2022). Length and Width Correlations in *Centrobolus* Cook, 1897. *New Visions in Biological Science* Vol. 9, 39-45. <http://doi.org/10.9734/bpi/nvbs/v9/1893A>.

229. Cooper, Mark. (2022). The Copulation duration Allometry in Worm-like Millipedes (Diplopoda: Chilognatha: Helminthomorpha). *New Visions in Biological Science Vol. 9*, 29-38. <http://doi.org/10.9734/bpi/nvbs/v9/1892A>.
230. Cooper, Mark. (2022). The Copulation duration Allometry in Centrobolus (Diplopoda: Spirobolida: Pachybolidae). *New Visions in Biological Science Vol. 9*, 21-28. <http://doi.org/10.9734/bpi/nvbs/v9/1891A>.
231. Cooper, Mark. (2022). Assessment of Latitudinal Gradient in Species Richness of Sphaerotherium. *New Visions in Biological Science Vol. 9*, 14-20. <http://doi.org/10.9734/bpi/nvbs/v9/1885A>.
232. Cooper, Mark. (2022). Study About Size Dimorphism and Directional Selection in Forest Millipedes. *New Visions in Biological Science Vol. 9*, 7-13. <http://doi.org/10.9734/bpi/nvbs/v9/1884A>.
233. Cooper, Mark. (2022). Behavioral ecology of Centrobolus (Diplopoda, Spirobolida, Pachybolidae) in Southern Africa. *New Visions in Biological Science Vol. 9*, 1-6. <http://doi.org/10.9734/bpi/nvbs/v9/1883A>.
234. Cooper, Mark. (2022). Study on Zoomorphic Variation with Copulation Duration in Centrobolus. *New Visions in Biological Science Vol. 8*, 144-149. <http://doi.org/10.9734/bpi/nvbs/v8/1882A>.
235. Cooper, Mark. (2022). Assessment of Latitudinal Gradient in Gnomeskelus Species Richness. *New Visions in Biological Science Vol. 8*, 136-143. <http://doi.org/10.9734/bpi/nvbs/v8/1881A>.
236. Cooper, Mark. (2022). A Study on Centrobolus titanophilus Size Dimorphism Shows Width-Based Variability. *New Visions in Biological Science Vol. 8*, 129-135. <http://doi.org/10.9734/bpi/nvbs/v8/1880A>.
237. Cooper, Mark. (2022). Xylophagous Millipede Surface Area to Volume Ratios are Size-dependent in Forests: A Brief Study. *New Visions in Biological Science Vol. 8*, 120-128. <http://doi.org/10.9734/bpi/nvbs/v8/1879A>.
238. Cooper, Mark. (2022). Study on Size Dimorphism in Six Juliform Millipedes. *New Visions in Biological Science Vol. 8*, 113-119. <http://doi.org/10.9734/bpi/nvbs/v8/1878A>.
239. Cooper, Mark. (2022). Study on Year-round Correlation between Mass and Copulation Duration in Forest Millipedes. *New Visions in Biological Science Vol. 8*, 107-112. <http://doi.org/10.9734/bpi/nvbs/v8/1877A>.
240. Cooper, Mark. (2022). Longer Males Determined with Positive Skew and Kurtosis in Centrobolus (Diplopoda: Spirobolida: Pachybolidae). *New Visions in Biological Science Vol. 8*, 102-106. <http://doi.org/10.9734/bpi/nvbs/v8/1876A>.
241. Cooper, M. AIR PRESSURE IS NOT RELATED TO SPECIES RICHNESS IN PILL MILLIPEDES SPHAEROTHERIUM BRANDT, 1833. *Int. j. eng. sci. invention res. dev. 2023; 10(6): 1553-1556.* https://www.ijesird.com/wp-content/uploads/2024/05/chapter_18.pdf.
242. Cooper, M. HIGH AIR PRESSURE IS RELATED TO LOW SPECIES RICHNESS IN GNOMESKELUS ATTEMPS, 1926. *Int. j. eng. sci. invention res. dev. 2023; 10(6): 1548-1551.* https://www.ijesird.com/wp-content/uploads/2024/05/chapter_17.pdf.
243. Cooper, M. I. AIR PRESSURE IS (INVERSELY) RELATED TO SPECIES RICHNESS IN DALODESMIDAE COOK, 1896A. *Int. j. eng. sci. invention res. dev. 2023; 10(6): 1543-1547.* https://www.ijesird.com/wp-content/uploads/2024/05/chapter_16.pdf.
244. Cooper, M. NO AIR PRESSURE-SPECIES RICHNESS RELATIONSHIP IN JULOMORPHIDAE VERHOEFF, 1924. *Int. j. eng. sci. invention res. dev. 2023; 10 (6): 1540-1542.* https://www.ijesird.com/wp-content/uploads/2024/05/chapter_15.pdf.
245. COOPER M. CURVED SURFACE AREA IS RELATED TO AT LEAST TWENTY FACTORS IN FOREST RED MILLIPEDES CENTROBOLUS COOK, 1897. *Int. j. eng. sci. invention res. dev. 2023; 10(6): 1438-1509.* https://www.ijesird.com/wp-content/uploads/2024/05/chapter_14.pdf.
246. Cooper M. VOLUME IS RELATED TO OCEAN WATER TEMPERATURES IN COASTAL FOREST RED MILLIPEDES CENTROBOLUS COOK, 1897. *Int. j. eng. sci. invention res. dev. 2023; 10(6): 1410-1437.* https://www.ijesird.com/wp-content/uploads/2024/05/December_17_23.pdf.
247. Cooper M. FACTORS RELATED TO PRECIPITATION IN FOREST RED MILLIPEDES CENTROBOLUS COOK, 1897. *Int. j. eng. sci. invention res. dev. 2023; 10(6): 1376-1409.* https://www.ijesird.com/wp-content/uploads/2024/05/December_16_23.pdf.
248. COOPER M. MONTH WITH THE LOWEST NUMBER OF RAINY DAYS IS RELATED TO AT LEAST FOUR FACTORS AND MONTH WITH THE HIGHEST NUMBER OF RAINY DAYS IS RELATED TO FIVE FACTORS IN FOREST RED MILLIPEDES CENTROBOLUS COOK, 1897. *Int. j. eng. sci. invention res. dev. 2023; 10(6): 1355-1375.* https://www.ijesird.com/wp-content/uploads/2024/05/December_15_23.pdf.
249. COOPER M. SECOND POLAR MOMENTS OF INERTNESS ARE RELATED TO TIME IN RED MILLIPEDES CENTROBOLUS COOK, 1897. *Int. j. eng. sci. invention res. dev. 2023; 10(6): 1354.* https://www.ijesird.com/wp-content/uploads/2024/05/December_14_23.pdf.
250. Cooper M. I. AIR PRESSURE IS RELATED TO AT LEAST SEVEN FACTORS AND DISTANCE TO THE NEAREST AIRPORT IS RELATED TO AT LEAST THREE FACTORS IN FOREST RED MILLIPEDES CENTROBOLUS COOK, 1897. *Int. j. eng. sci. invention res. dev. 2023; 10(6): 1330-1354.* https://www.ijesird.com/wp-content/uploads/2024/05/December_13_23.pdf.

251. Cooper M. SURFACE AREA, SURFACE AREA TO VOLUME RATIO, AND CLIMATIC CORRELATES IN PILL MILLIPEDES SPHAEROTHERIUM BRANDT, 1833. Int. j. eng. sci. invention res. dev. 2023; 10(6): 1299-1329. https://www.ijesird.com/wp-content/uploads/2024/05/December12_23.pdf.
252. Cooper Mark. DOES EJACULATE VOLUME, MASS AND COLEPOD SPINE LENGTH AND NUMBER VARY WITH MOMENTS OF INERTIA AND SEX RATIO IN CENTROBOLUS COOK, 1897? Int. j. eng. sci. invention res. dev. 2023; 10(6): 1282-1298. https://www.ijesird.com/wp-content/uploads/2024/05/December11_23.pdf.
253. Cooper M. STERNITE PROMINENCE AND OCEAN WATER TEMPERATURE ARE RELATED TO ABUNDANCE IN CENTROBOLUS COOK, 1897. Int. j. eng. sci. invention res. dev. 2023; 10(6): 1266-1281. https://www.ijesird.com/wp-content/uploads/2024/05/December_10_23.pdf.
254. Cooper M. FACTORS RELATED TO SUNSHINE IN FOREST RED MILLIPEDES CENTROBOLUS COOK, 1897. Int. j. eng. sci. invention res. dev. 2023; 10(6): 1146-1265. https://www.ijesird.com/wp-content/uploads/2024/05/December_9_23.pdf.
255. Cooper M. I. MASS IS RELATED TO NINE FACTORS IN FOREST RED MILLIPEDES CENTROBOLUS COOK, 1897. Int. j. eng. sci. invention res. dev. 2023; 10(6): 1126-1142. https://www.ijesird.com/wp-content/uploads/2024/05/December_8_23.pdf.
256. Cooper M. LOWEST RELATIVE HUMIDITY IS RELATED TO HIGHEST RELATIVE HUMIDITY, HIGHEST OCEAN WATER TEMPERATURE, STERNITE PROMINENCE AND MOMENTS OF INERTIA AND HIGHEST RELATIVE HUMIDITY IS RELATED TO ABUNDANCE, MINIMUM AND MAXIMUM OCEAN WATER TEMPERATURES IN COASTAL FOREST RED MILLIPEDES CENTROBOLUS COOK, 1897. Int. j. eng. sci. invention res. dev. 2023; 10(6): 1104-1125. https://www.ijesird.com/wp-content/uploads/2024/05/December_7_23.pdf.
257. Cooper M. CORRELATION COEFFICIENT MATRIX FOR SEVEN FACTORS IN THE CLIMATE OF 23 LOCALITIES IN SOUTHERN AFRICA. International Journal of Engineering Science Invention Research & Development. 2023; 10(5): 820-992. https://www.ijesird.com/wp-content/uploads/2024/05/nov_11_23.pdf.
258. Cooper M. (2023). FEMALE SECOND POLAR MOMENTS OF INERTNESS ARE RELATED TO MAXIMUM PRECIPITATION IN FOREST RED MILLIPEDES *CENTROBOLUS* COOK, 1897. International Journal of Engineering Science Invention Research & Development; Vol. 10, Issue 4, October pp. 1-19. https://www.ijesird.com/wp-content/uploads/2024/05/chapter_1.pdf.
259. Cooper, M. AIR PRESSURE IS RELATED TO SPECIES RICHNESS IN FOREST RED MILLIPEDES *CENTROBOLUS* COOK, 1897. Int. j. eng. sci. invention res. dev. 2023; 10(6): 1510-1534. https://www.ijesird.com/wp-content/uploads/2024/05/december_7.pdf.
260. COOPER M. I. ABUNDANCE IS RELATED TO AT LEAST SEVEN FACTORS IN FOREST RED MILLIPEDES *CENTROBOLUS* COOK, 1897. Int. j. eng. sci. invention res. dev. 2023; 10(6): 1088-1103. https://www.ijesird.com/wp-content/uploads/2024/05/December_6_23.pdf.
261. Cooper M. VOLUMES AND CURVED SURFACE AREAS ARE DIFFERENT BETWEEN THE SEXES OF A PAIR OF SYMPATRIC FOREST RED MILLIPEDES *CENTROBOLUS* COOK, 1897. Int. j. eng. sci. invention res. dev. 2023; 10(6): 1074-1087. https://www.ijesird.com/wp-content/uploads/2024/05/December_5_23.pdf.
262. Cooper M. FACTORS RELATED TO TEMPERATURE IN FOREST RED MILLIPEDES *CENTROBOLUS* COOK, 1897. Int. j. eng. sci. invention res. dev. 2023; 10(6): 1039-1073. https://www.ijesird.com/wp-content/uploads/2024/05/DEcember_4_23.pdf.
263. COOPER M. I. PROBABLE SOLUTION OF RAINY DAY VARIATIONS FOR SET MATING FREQUENCIES AND MALE AND FEMALE WIDTHS IN *CENTROBOLUS* COOK, 1897. Int. j. eng. sci. invention res. dev. 2023; 10(6): 1026-1038. https://www.ijesird.com/wp-content/uploads/2024/05/December_3_23.pdf.
264. Cooper, M. SURFACE AREA IS NOT RELATED TO MONTH WITH THE HIGHEST NUMBER OF RAINY DAYS, PRECIPITATION OR MAXIMUM TEMPERATURE IN FOREST RED MILLIPEDES *CENTROBOLUS* COOK, 1897. Int. j. eng. sci. invention res. dev. 2023; 10(6): 1008-1025. https://www.ijesird.com/wp-content/uploads/2024/05/December_2_23.pdf.
265. Cooper M. I. COPULATION DURATION IS RELATED TO AT LEAST EIGHT FACTORS IN FOREST RED MILLIPEDES *CENTROBOLUS* COOK, 1897. Int. j. eng. sci. invention res. dev. 2023; 10(6): 993-1007. https://www.ijesird.com/wp-content/uploads/2024/05/DEcember_1_23.pdf.
266. COOPER M. I. SURFACE AREA IS RELATED TO AT LEAST ELEVEN FACTORS IN FOREST RED MILLIPEDES *CENTROBOLUS* COOK, 1897. Int. j. eng. sci. invention res. dev. 2023; 10(5): 792-819. https://www.ijesird.com/wp-content/uploads/2024/05/nov_10_23.pdf.
267. COOPER M. I. WIDTH IS RELATED TO AT LEAST ELEVEN FACTORS IN FOREST RED MILLIPEDES *CENTROBOLUS* COOK, 1897. Int. j. eng. sci. invention res. dev. 2023; 10(5): 759-791.

- https://www.ijesird.com/wp-content/uploads/2024/05/nov_9_23.pdf.
268. COOPER M. LENGTH IS RELATED TO AT LEAST THIRTEEN FACTORS IN FOREST RED MILLIPEDES *CENTROBOLUS* COOK, 1897. Int. j. eng. sci. invention res. dev. 2023; 10(5): 727-758. https://www.ijesird.com/wp-content/uploads/2024/05/nov_8_23.pdf.
269. Cooper M. AVERAGE TEMPERATURE, MINIMUM TEMPERATURE, MAXIMUM TEMPERATURE, PRECIPITATION, HUMIDITY, RAINY DAYS, AND AVERAGE SUN HOURS ACROSS THE DISTRIBUTION OF *CENTROBOLUS* IN SOUTHERN AFRICA. Int. j. eng. sci. invention res. dev. 2023; 10(5): 700-726. https://www.ijesird.com/wp-content/uploads/2024/05/nov_7_23.pdf.
270. Cooper M. SEXUAL SIZE DIMORPHISM IS CORRELATED TO MAXIMUM PRECIPITATION IN FOREST RED MILLIPEDES *CENTROBOLUS* COOK, 1897. Int. j. eng. sci. invention res. dev. 2023; 10(5): 673-699. https://www.ijesird.com/wp-content/uploads/2024/05/nov_6_23.pdf.
271. Cooper M. I. MATING FREQUENCY MAY BE RELATED TO AT LEAST SIXTEEN FACTORS IN FOREST RED MILLIPEDES *CENTROBOLUS* COOK, 1897. Int. j. eng. sci. invention res. dev. 2023; 10(5): 646-672. https://www.ijesird.com/wp-content/uploads/2024/05/nov_5_23.pdf.
272. Cooper M. HIGHEST DURATION OF SUNSHINE IS RELATED TO MALE SECOND POLAR MOMENTS OF INERTNESS IN FOREST RED MILLIPEDES *CENTROBOLUS* COOK, 1897. Int. j. eng. sci. invention res. dev. 2023; 10(5): 621-641. https://www.ijesird.com/wp-content/uploads/2024/05/nov_3_23.pdf.
273. Cooper M. SECOND POLAR MOMENTS OF INERTNESS ARE RELATED TO MATING FREQUENCIES, SPECIES VOLUME AND SURFACE AREA IN FOREST RED MILLIPEDES *CENTROBOLUS* COOK, 1897. Int. j. eng. sci. invention res. dev. 2023; 10(5): 593-620. https://www.ijesird.com/wp-content/uploads/2024/05/nov_2_23.pdf.
274. Cooper M. SECOND POLAR MOMENTS OF INERTNESS ARE DIFFERENT IN AND BETWEEN TWO PAIRS OF FOREST RED MILLIPEDES *CENTROBOLUS* COOK, 1897. Int. j. eng. sci. invention res. dev. 2023; 10(5): 573-592. https://www.ijesird.com/wp-content/uploads/2024/05/nov_1_23.pdf.
275. Cooper M. SEXUAL SIZE DIMORPHISM IS CORRELATED TO MEAN OCEAN WATER TEMPERATURE IN FOREST RED MILLIPEDES *CENTROBOLUS* COOK, 1897. Int. j. eng. sci. invention res. dev. 2023; 10(4): 554-572. https://www.ijesird.com/wp-content/uploads/2024/05/oct_14_23.pdf.
276. Cooper M. MALE SECOND POLAR MOMENTS OF INERTNESS ARE RELATED TO ALTITUDE IN FOREST RED MILLIPEDES *CENTROBOLUS* COOK, 1897. Int. j. eng. sci. invention res. dev. 2023; 10(4): 535-553. https://www.ijesird.com/wp-content/uploads/2024/05/oct_13_23.pdf.
277. Cooper M. SECOND POLAR MOMENTS OF INERTNESS ARE RELATED TO AVERAGE TEMPERATURE VARIATION IN FOREST RED MILLIPEDES *CENTROBOLUS* COOK, 1897. Int. j. eng. sci. invention res. dev. 2023; 10(4): 515-534. https://www.ijesird.com/wp-content/uploads/2024/05/oct_12_23.pdf.
278. Cooper M. SURFACE AREA-TO-VOLUME RATIO IS RELATED TO SPECIES RICHNESS IN *CENTROBOLUS* COOK, 1897. Int. j. eng. sci. invention res. dev. 2023; 10(4): 491-508. https://www.ijesird.com/wp-content/uploads/2024/05/oct10_23.pdf.
279. Cooper M. SPECIES RICHNESS IS MARGINALLY RELATED TO LENGTH IN FOREST RED MILLIPEDES *CENTROBOLUS* COOK, 1897. Int. j. eng. sci. invention res. dev. 2023; 10(4): 473-490. https://www.ijesird.com/wp-content/uploads/2024/05/oct9_23.pdf.
280. Cooper M. SPECIES RICHNESS IS RELATED TO ALTITUDE IN FOREST RED MILLIPEDES *CENTROBOLUS* COOK, 1897. Int. j. eng. sci. invention res. dev. 2023; 10(4): 456-472. https://www.ijesird.com/wp-content/uploads/2024/05/oct8_23.pdf.
281. Cooper M. SPECIES RICHNESS IS RELATED TO HIGHEST OCEAN WATER TEMPERATURES IN COASTAL FOREST RED MILLIPEDES *CENTROBOLUS* COOK, 1897. Int. j. eng. sci. invention res. dev. 2023; 10(4): 439-455. https://www.ijesird.com/wp-content/uploads/2024/05/oct7_23.pdf.
282. Cooper M. SPECIES RICHNESS IS RELATED TO LOWEST RELATIVE HUMIDITY IN FOREST RED MILLIPEDES *CENTROBOLUS* COOK, 1897. Int. j. eng. sci. invention res. dev. 2023; 10(4): 421-438. https://www.ijesird.com/wp-content/uploads/2024/05/oct6_23.pdf.
283. Cooper M. SPECIES RICHNESS IS RELATED TO MAXIMUM TEMPERATURE IN FOREST RED MILLIPEDES *CENTROBOLUS* COOK, 1897. Int. j. eng. sci. invention res. dev. 2023; 10(4): 403-420. https://www.ijesird.com/wp-content/uploads/2024/05/oct5_23.pdf.
284. Cooper M. SPECIES RICHNESS IS RELATED TO MEAN OCEAN WATER TEMPERATURE NEAR FOREST RED MILLIPEDES *CENTROBOLUS* COOK, 1897. Int. j. eng. sci. invention res. dev. 2023; 10(4): 386-402. https://www.ijesird.com/wp-content/uploads/2024/05/oct4_23.pdf.

285. Cooper M. SPECIES RICHNESS IS RELATED TO MINIMUM OCEAN WATER TEMPERATURE IN COASTAL FOREST RED MILLIPEDES *CENTROBOLUS* COOK, 1897. Int. j. eng. sci. invention res. dev. 2023; 10(4): 368-385. https://www.ijesird.com/wp-content/uploads/2024/05/oct3_23.pdf.
286. Cooper M. SPECIES RICHNESS IS RELATED TO PRECIPITATION IN FOREST RED MILLIPEDES *CENTROBOLUS* COOK, 1897. Int. j. eng. sci. invention res. dev. 2023; 10(4): 349-367. https://www.ijesird.com/wp-content/uploads/2024/05/oct2_23.pdf.
287. Cooper M. CURVED SURFACE AREA IS RELATED TO SPECIES RICHNESS IN FOREST RED MILLIPEDES *CENTROBOLUS* COOK, 1897. Int. j. eng. sci. invention res. dev. 2023; 10(4): 330-348. https://www.ijesird.com/wp-content/uploads/2024/05/oct1_23.pdf.
288. Cooper M. SEXUAL SIZE DIMORPHISM IS CORRELATED TO MINIMUM OCEAN WATER TEMPERATURE IN FOREST RED MILLIPEDES *CENTROBOLUS* COOK, 1897. Int. j. eng. sci. invention res. dev. 2023; 10(3): 302-320. https://www.ijesird.com/wp-content/uploads/2024/05/sep13_23.pdf.
289. Cooper M. MINIMUM OCEAN WATER TEMPERATURE IS RELATED TO ALTITUDE IN FOREST RED MILLIPEDES *CENTROBOLUS* COOK, 1897. Int. j. eng. sci. invention res. dev. 2023; 10(3): 283-301. https://www.ijesird.com/wp-content/uploads/2024/05/sep12_23.pdf.
290. Cooper M. SECOND POLAR MOMENTS OF INERTNESS ARE RELATED TO MINIMUM OCEAN WATER TEMPERATURES IN COASTAL FOREST RED MILLIPEDES *CENTROBOLUS* COOK, 1897. Int. j. eng. sci. invention res. dev. 2023; 10(3): 266-282. https://www.ijesird.com/wp-content/uploads/2024/05/sep11_23.pdf.
291. Cooper M. SURFACE AREA-TO-VOLUME RATIO ARE RELATED TO SECOND POLAR MOMENTS OF INERTNESS IN *CENTROBOLUS* COOK, 1897. Int. j. eng. sci. invention res. dev. 2023; 10(3): 249-265. https://www.ijesird.com/wp-content/uploads/2024/05/sep10_23.pdf.
292. Cooper M. SECOND POLAR MOMENTS OF INERTNESS ARE RELATED TO HIGHEST TOTAL HOURS OF SUNSHINE IN A MONTH IN FOREST RED MILLIPEDES *CENTROBOLUS* COOK, 1897. Int. j. eng. sci. invention res. dev. 2023; 10(3): 231-248. https://www.ijesird.com/wp-content/uploads/2024/05/sep9_23.pdf.
293. Cooper M. SECOND POLAR MOMENTS OF INERTNESS ARE RELATED TO MEAN OCEAN WATER TEMPERATURES IN COASTAL FOREST RED MILLIPEDES *CENTROBOLUS* COOK, 1897. Int. j. eng. sci. invention res. dev. 2023; 10(3): 214-230. https://www.ijesird.com/wp-content/uploads/2024/05/sep8_23.pdf.
294. Cooper M. STERNITE PROMINENCE IS RELATED TO SECOND POLAR MOMENTS OF INERTNESS IN *CENTROBOLUS* COOK, 1897. Int. j. eng. sci. invention res. dev. 2023; 10(3): 198-213. https://www.ijesird.com/wp-content/uploads/2024/05/sep7_23.pdf.
295. Cooper M. SECOND POLAR MOMENTS OF INERTNESS ARE RELATED TO LENGTH IN FOREST RED MILLIPEDES *CENTROBOLUS* COOK, 1897. Int. j. eng. sci. invention res. dev. 2023; 10(3): 181-197. https://www.ijesird.com/wp-content/uploads/2024/05/sep6_23.pdf.
296. Cooper M. SECOND POLAR MOMENTS OF INERTNESS ARE RELATED TO WIDTH IN FOREST RED MILLIPEDES *CENTROBOLUS* COOK, 1897. Int. j. eng. sci. invention res. dev. 2023; 10(3): 164-180. https://www.ijesird.com/wp-content/uploads/2024/05/sep5_23.pdf.
297. Cooper M. SECOND POLAR MOMENTS OF INERTNESS ARE RELATED TO MINIMUM PRECIPITATION IN FOREST RED MILLIPEDES *CENTROBOLUS* COOK, 1897. Int. j. eng. sci. invention res. dev. 2023; 10(3): 147-163. https://www.ijesird.com/wp-content/uploads/2024/05/sep4_23.pdf.
298. Cooper M. CURVED SURFACE AREA IS RELATED TO SECOND POLAR MOMENTS OF INERTIA IN FOREST RED MILLIPEDES *CENTROBOLUS* COOK, 1897. Int. j. eng. sci. invention res. dev. 2023; 10(3): 130-146. https://www.ijesird.com/wp-content/uploads/2024/05/sep3_23.pdf.
299. Cooper M. SECOND POLAR MOMENTS OF INERTNESS ARE RELATED TO MINIMUM TEMPERATURE IN FOREST RED MILLIPEDES *CENTROBOLUS* COOK, 1897. Int. j. eng. sci. invention res. dev. 2023; 10(3): 129-145. https://www.ijesird.com/wp-content/uploads/2024/05/sep2_23.pdf.
300. Cooper M. SECOND POLAR MOMENTS OF INERTNESS ARE RELATED TO SPECIES RICHNESS IN FOREST RED MILLIPEDES *CENTROBOLUS* COOK, 1897. Int. j. eng. sci. invention res. dev. 2023; 10(3): 113-128. https://www.ijesird.com/wp-content/uploads/2024/05/sep1_23.pdf.
301. Cooper M. SECOND POLAR MOMENTS OF INERTNESS ARE RELATED TO ABUNDANCE IN FOREST RED MILLIPEDES *CENTROBOLUS* COOK, 1897. Int. j. eng. sci. invention res. dev. 2023; 10(2): 89-99. https://www.ijesird.com/wp-content/uploads/2023/10/aug_2023_7.pdf.
302. Cooper M. MALE SECOND POLAR MOMENTS OF INERTNESS ARE RELATED TO COPULATION DURATION IN FOREST RED MILLIPEDES

- CENTROBOLUS COOK, 1897. Int. j. eng. sci. invention res. dev. 2023; 10(2): 77-88. https://www.ijesird.com/wp-content/uploads/2023/10/aug_2023_6.pdf.
303. Cooper M. SECOND POLAR MOMENTS OF INERTNESS ARE RELATED TO (MALE) MASS IN FOREST RED MILLIPEDES CENTROBOLUS COOK, 1897. Int. j. eng. sci. invention res. dev. 2023; 10(2): 66-76. https://www.ijesird.com/wp-content/uploads/2023/10/aug_2023_5.pdf.
304. Cooper M. SECOND POLAR MOMENTS OF INERTNESS ARE RELATED TO MOMENTS OF INERTIA IN FOREST RED MILLIPEDES CENTROBOLUS COOK, 1897. Int. j. eng. sci. invention res. dev. 2023; 10(2): 54-65. https://www.ijesird.com/wp-content/uploads/2023/10/aug_2023_4.pdf.
305. Cooper M. SURFACE AREA IS RELATED TO TEMPERATURE IN FOREST RED MILLIPEDES CENTROBOLUS COOK, 1897. Int. j. eng. sci. invention res. dev. 2023; 10(2): 37-53. https://www.ijesird.com/wp-content/uploads/2023/10/aug_2023_3.pdf.
306. Cooper M. (FEMALE) SECOND POLAR MOMENTS OF INERTNESS ARE RELATED TO SEXUAL SIZE DIMORPHISM IN FOREST RED MILLIPEDES CENTROBOLUS COOK, 1897. Int. j. eng. sci. invention res. dev. 2023; 10(2): 24-36. https://www.ijesird.com/wp-content/uploads/2023/10/aug_2023_2.pdf.
307. COOPER, MARK. AN INVERSE LATITUDINAL GRADIENT IN SPECIES RICHNESS OF FOREST RED MILLIPEDES CHERSASTUS ATTEMPS, 1926 AND CENTROBOLUS COOK, 1897. Int. j. eng. sci. invention res. dev. 2023; 10(2): 5-23. https://www.ijesird.com/wp-content/uploads/2023/08/aug_2023_1.pdf.
308. Cooper M. Update: Random time-activity budgets in captive Southern Ground Hornbill *Bucorvus leadbeateri* [S Afr J Sci. 2013;109(7/8), Art. #a0028]. S Afr J Sci. 2023;119(7/8), Art. #a0028U. <https://doi.org/10.17159/sajs.2023/a0028U>.
309. COOPER, MARK. THE INVERSE LATITUDINAL GRADIENT IN SPECIES RICHNESS OF FOREST MILLIPEDES: PACHYBOLIDAE COOK, 1897. International Journal of Scientific Research, Technology & Innovation in Multidisciplinary Studies. 9th April 2023. Volume 4, pp. 80-89.
310. COOPER, MARK. MATING FREQUENCIES VARY WITH RAINY DAYS IN RED MILLIPEDES CENTROBOLUS COOK, 1897. Int. j. eng. sci. invention res. dev. 2023; 9(8): 263-270. https://www.ijesird.com/wp-content/uploads/2023/10/Fab_3_23.pdf.
311. COOPER, MARK. ABUNDANCE VARIES WITH MINIMUM TEMPERATURE IN RED MILLIPEDES CENTROBOLUS COOK, 1897. Int. j. eng. sci. invention res. dev. 2023; 9(8): 258-262. https://www.ijesird.com/wp-content/uploads/2023/10/Fab_2_23.pdf.
312. Cooper, Mark I. SEXUAL SIZE DIMORPHISM MAY BE RELATED TO SEX RATIOS IN CENTROBOLUS COOK, 1897. Int. j. eng. sci. invention res. dev. 2023; 9(8): 252-257. https://www.ijesird.com/wp-content/uploads/2023/10/FAB_1_23.pdf.
313. Cooper M. CURVED SURFACE AREAS IN CENTROBOLUS COOK, 1897. Universe Int. J. Interdiscip. Res. 2023; 3(8): <https://www.doi-ds.org/doi/10.2023-92114597/UIJIR>.
314. Cooper M. SECOND POLAR MOMENTS OF INERTNESS WITH TEMPERATURE IN FOREST RED MILLIPEDES CENTROBOLUS COOK, 1897. Universe Int. J. Interdiscip. Res. 2023; 3(8): 11-32. <http://www.doi-ds.org/doi/10.2023-86516136/UIJIR>.
315. Cooper, Mark I. 2023. SECOND POLAR MOMENTS OF AREA IN MALE AND FEMALE CENTROBOLUS COOK, 1897. *Munis Entomol. Zool.*, 18(1): 643-646. http://www.munisentzool.org/Issue/abstract/second-polar-moments-of-area-in-male-and-female-centrobolus-cook-1897_13951.
316. Cooper, Mark I. 2023. QUASIPROBABLE SOLUTION OF RAINY DAY VARIATIONS FOR SET MATING FREQUENCIES AND MALE AND FEMALE LENGTHS IN CENTROBOLUS COOK, 1897. *Munis Entomol. Zool.*, 18(1): 620-624. http://www.munisentzool.org/Issue/abstract/quasiprobable-solution-of-rainy-day-variations-for-set-mating-frequencies-and-male-and-female-lengths-in-centrobolus-cook-1897_13947.
317. Cooper Mark I. 2023. IS MASS CORRELATED WITH LENGTH AMONG RED MILLIPEDES CENTROBOLUS COOK, 1897? *Munis Entomol. Zool.*, 18(1): 404-408. http://www.munisentzool.org/Issue/abstract/is-mass-correlated-with-length-among-red-millipedes-centrobolus-cook-1897_13922.
318. Cooper Mark I. 2023. THE HIGHEST DAILY HOURS OF SUNSHINE ARE RELATED TO LONGITUDE ACROSS THE DISTRIBUTION OF PILL MILLIPEDES SPHAEROTHERIUM BRANDT, 1833. *Munis Entomol. Zool.*, 18(1): 385-387. http://www.munisentzool.org/Issue/abstract/the-highest-daily-hours-of-sunshine-are-related-to-longitude-across-the-distribution-of-pill-millipedes-sphaerotherium-brandt-1833_13920.
319. Cooper Mark I. 2023. DOES SEXUAL SIZE DIMORPHISM VARY WITH THE FEWEST DAILY HOURS OF SUNSHINE IN RED MILLIPEDES CENTROBOLUS COOK, 1897? *Munis Entomol. Zool.*, 18(1): 373-375. http://www.munisentzool.org/Issue/abstract/does-sexual-size-dimorphism-vary-with-the-fewest-daily-hours-of-sunshine-in-red-millipedes-centrobolus-cook-1897_13918.
320. Cooper Mark I. 2023. PRECIPITATION DURING THE DRIEST MONTH IS marginally RELATED TO LONGITUDE ACROSS THE DISTRIBUTION OF RED MILLIPEDES CENTROBOLUS COOK, 1897. *Munis Entomol. Zool.*, 18(1): 339-341. <http://www.munisentzool.org/Issue/abstract/precipitation-during-the-driest-month-is-marginally-related-to-longitude->

- [across-the-distribution-of-red-millipedes-centrobolus-cook-1897-13915.](https://www.ijesird.com/wp-content/uploads/2024/05/51.pdf)
321. COOPER, M. I. THE WETTEST MONTHS VARY WITH THE DISTANCE TO THE CLOSEST AIRPORT ACROSS THE DISTRIBUTION OF PILL MILLIPEDES *SPHAEROTHERIUM* BRANDT, 1833. Int. j. eng. sci. invention res. dev. 2024; 10(12): 3297-3316. <https://www.ijesird.com/wp-content/uploads/2024/06/59.pdf>.
322. COOPER, M. I. THE DIFFERENCE BETWEEN THE DRIEST AND WETTEST MONTHS VARY WITH THE DISTANCE TO THE CLOSEST AIRPORT ACROSS THE DISTRIBUTION OF PILL MILLIPEDES *SPHAEROTHERIUM* BRANDT, 1833. Int. j. eng. sci. invention res. dev. 2024; 10(12): 3277-3296. <https://www.ijesird.com/wp-content/uploads/2024/06/58.pdf>.
323. COOPER, M. I. SURFACE AREA IS RELATED TO WIDTH IN FOREST RED MILLIPEDES *CENTROBOLUS* COOK, 1897. Int. j. eng. sci. invention res. dev. 2024; 10(12): 3256-3276. <https://www.ijesird.com/wp-content/uploads/2024/06/57.pdf>.
324. COOPER, M. I. SURFACE AREA IS RELATED TO LENGTH IN FOREST RED MILLIPEDES *CENTROBOLUS* COOK, 1897. Int. j. eng. sci. invention res. dev. 2024; 10(12): 3235-3255. <https://www.ijesird.com/wp-content/uploads/2024/06/56.pdf>.
325. COOPER, M. I. MOMENTS OF INERTIA ARE RELATED TO WIDTH IN FOREST RED MILLIPEDES *CENTROBOLUS* COOK, 1897. Int. j. eng. sci. invention res. dev. 2024; 10(12): 3215-3234. <https://www.ijesird.com/wp-content/uploads/2024/06/55.pdf>.
326. COOPER, M. LENGTH IS RELATED TO HIGHEST TOTAL HOURS OF SUNSHINE IN A MONTH IN FOREST RED MILLIPEDES *CENTROBOLUS* COOK, 1897. Int. j. eng. sci. invention res. dev. 2024; 10(11): 3102-3129. <https://www.ijesird.com/wp-content/uploads/2024/05/54.pdf>.
327. COOPER, M. I. FEMALE WIDTH IS RELATED TO HOURS OF SUNSHINE THROUGHOUT THE YEAR IN FOREST RED MILLIPEDES *CENTROBOLUS* COOK, 1897. Int. j. eng. sci. invention res. dev. 2024; 10(11): 3073-3101. <https://www.ijesird.com/wp-content/uploads/2024/05/53.pdf>.
328. COOPER, M. LOWEST NUMBER OF DAILY HOURS OF SUNSHINE IN A DAY IS RELATED TO LENGTH IN FOREST RED MILLIPEDES *CENTROBOLUS* COOK, 1897. Int. j. eng. sci. invention res. dev. 2024; 10(11): 3044-3072. <https://www.ijesird.com/wp-content/uploads/2024/05/52.pdf>.
329. COOPER, M. LENGTH IS RELATED TO HOURS OF SUNSHINE THROUGHOUT THE YEAR IN FOREST RED MILLIPEDES *CENTROBOLUS* COOK, 1897. Int. j. eng. sci. invention res. dev. 2024; 10(11): 3015-3043. <https://www.ijesird.com/wp-content/uploads/2024/05/51.pdf>.
330. COOPER, M. WIDTH IS RELATED HIGHEST TOTAL HOURS OF SUNSHINE IN A MONTH IN FOREST RED MILLIPEDES *CENTROBOLUS* COOK, 1897. Int. j. eng. sci. invention res. dev. 2024; 10(11): 2989-3014. <https://www.ijesird.com/wp-content/uploads/2024/05/50.pdf>.
331. Cooper, M. CURVED SURFACE AREA IS RELATED TO MEAN OCEAN WATER TEMPERATURES IN COASTAL FOREST RED MILLIPEDES *CENTROBOLUS* COOK, 1897. Int. j. eng. sci. invention res. dev. 2024; 10(11): 2964-2988. <https://www.ijesird.com/wp-content/uploads/2024/05/49.pdf>.
332. Cooper, M. CURVED SURFACE AREA IS RELATED TO MINIMUM OCEAN WATER TEMPERATURES IN COASTAL FOREST RED MILLIPEDES *CENTROBOLUS* COOK, 1897. Int. j. eng. sci. invention res. dev. 2024; 10(11): 2939-2963. <https://www.ijesird.com/wp-content/uploads/2024/05/48.pdf>.
333. Cooper, M. CURVED SURFACE AREA IS RELATED TO HIGHEST OCEAN WATER TEMPERATURES IN COASTAL FOREST RED MILLIPEDES *CENTROBOLUS* COOK, 1897. Int. j. eng. sci. invention res. dev. 2024; 10(11): 2914-2938. <https://www.ijesird.com/wp-content/uploads/2024/05/47.pdf>.
334. Cooper, M. CURVED SURFACE AREA IS RELATED TO AVERAGE TEMPERATURE VARIATION IN FOREST RED MILLIPEDES *CENTROBOLUS* COOK, 1897. Int. j. eng. sci. invention res. dev. 2024; 10(11): 2883-2908. <https://www.ijesird.com/wp-content/uploads/2024/05/46.pdf>.
335. Cooper, M. CURVED SURFACE AREA IS RELATED TO MINIMUM TEMPERATURE IN FOREST RED MILLIPEDES *CENTROBOLUS* COOK, 1897. Int. j. eng. sci. invention res. dev. 2024; 10(11): 2857-2882. <https://www.ijesird.com/wp-content/uploads/2024/05/45.pdf>.
336. Cooper, M. CURVED SURFACE AREA IS RELATED TO LONGITUDE IN FOREST RED MILLIPEDES *CENTROBOLUS* COOK, 1897. Int. j. eng. sci. invention res. dev. 2024; 10(11): 2831-2856. <https://www.ijesird.com/wp-content/uploads/2024/05/44.pdf>.
337. COOPER, M. CURVED SURFACE AREA IS RELATED TO WIDTH IN FOREST RED MILLIPEDES *CENTROBOLUS* COOK, 1897. Int. j. eng. sci. invention res. dev. 2024; 10(11): 2806-2830. <https://www.ijesird.com/wp-content/uploads/2024/05/43.pdf>.
338. COOPER, M. CURVED SURFACE AREA IS RELATED TO LENGTH IN FOREST RED MILLIPEDES

- CENTROBOLUS COOK, 1897. Int. j. eng. sci. invention res. dev. 2024; 10(11): 2780-2805. <https://www.ijesird.com/wp-content/uploads/2024/05/42.pdf>.
- 339.COOPER, M. CURVED SURFACE AREA IS RELATED TO SEX RATIO IN FOREST RED MILLIPEDES CENTROBOLUS COOK, 1897. Int. j. eng. sci. invention res. dev. 2024; 10(11): 2755-2779. <https://www.ijesird.com/wp-content/uploads/2024/05/41.pdf>.
- 340.COOPER, MARK IAN. CURVED SURFACE AREA IS RELATED TO HOURS OF SUNSHINE THROUGHOUT THE YEAR IN FOREST RED MILLIPEDES CENTROBOLUS COOK, 1897. Int. j. eng. sci. invention res. dev. 2024; 10(10): 2523-2550. <https://www.ijesird.com/wp-content/uploads/2024/05/40.pdf>.
- 341.COOPER, MARK. VOLUME IS CORRELATED TO MINIMUM TEMPERATURE IN FOREST RED MILLIPEDES CENTROBOLUS COOK, 1897. Int. j. eng. sci. invention res. dev. 2024; 10(10): 2496-2522. <https://www.ijesird.com/wp-content/uploads/2024/05/39.pdf>.
- 342.COOPER, MARK. MASS IS CORRELATED TO MONTH WITH THE HIGHEST NUMBER OF RAINY DAYS IN FOREST RED MILLIPEDES CENTROBOLUS COOK, 1897. Int. j. eng. sci. invention res. dev. 2024; 10(10): 2470-2495. <https://www.ijesird.com/wp-content/uploads/2024/05/38.pdf>.
- 343.COOPER, MARK IAN. MASS IS CORRELATED TO LOWEST RELATIVE HUMIDITY IN FOREST RED MILLIPEDES CENTROBOLUS COOK, 1897. Int. j. eng. sci. invention res. dev. 2024; 10(10): 2444-2469. <https://www.ijesird.com/wp-content/uploads/2024/05/37.pdf>.
- 344.Cooper, Mark Ian. COPULATION DURATION IS MODELLED TO MINIMUM TEMPERATURE IN FOREST RED MILLIPEDES CENTROBOLUS COOK, 1897. Int. j. eng. sci. invention res. dev. 2024; 10(10): 2508-2534. <https://www.ijesird.com/wp-content/uploads/2024/05/36.pdf>.
- 345.Cooper, M. IS MATING FREQUENCY RELATED TO HOURS OF SUNSHINE THROUGHOUT THE YEAR IN FOREST RED MILLIPEDES CENTROBOLUS COOK, 1897? Int. j. eng. sci. invention res. dev. 2024; 10(10): 2478-2507. <https://www.ijesird.com/wp-content/uploads/2024/05/35.pdf>.
- 346.Cooper, Mark Ian. IS MATING FREQUENCY RELATED TO LOWEST RELATIVE HUMIDITY IN FOREST RED MILLIPEDES CENTROBOLUS COOK, 1897? Int. j. eng. sci. invention res. dev. 2024; 10(10): 2451-2477. <https://www.ijesird.com/wp-content/uploads/2024/05/34.pdf>.
- 347.Cooper, Mark Ian. IS MATING FREQUENCY RELATED TO MINIMUM TEMPERATURE IN FOREST RED MILLIPEDES CENTROBOLUS COOK, 1897? Int. j. eng. sci. invention res. dev. 2024; 10(10): 2423-2450. <https://www.ijesird.com/wp-content/uploads/2024/05/33.pdf>.
- 348.Cooper, Mark Ian. IS MATING FREQUENCY RELATED TO MAXIMUM TEMPERATURE IN FOREST RED MILLIPEDES CENTROBOLUS COOK, 1897? Int. j. eng. sci. invention res. dev. 2024; 10(10): 2392-2422. <https://www.ijesird.com/wp-content/uploads/2024/05/32.pdf>.
- 349.Cooper, M. Ian. MOMENTS OF INERTIA ARE RELATED TO MAXIMUM TEMPERATURE IN FOREST RED MILLIPEDES CENTROBOLUS COOK, 1897. Int. j. eng. sci. invention res. dev. 2024; 10(9): 2358-2384. https://www.ijesird.com/wp-content/uploads/2024/05/ch_31.pdf.
- 350.Cooper, M. Ian. IS MATING FREQUENCY RELATED TO TEMPERATURE IN FOREST RED MILLIPEDES CENTROBOLUS COOK, 1897? Int. j. eng. sci. invention res. dev. 2024; 10(9): 2333-2357. https://www.ijesird.com/wp-content/uploads/2024/05/ch_30.pdf.
- 351.Cooper, M. Ian. TEMPERATURE IS RELATED TO MINIMUM TEMPERATURE IN FOREST RED MILLIPEDES CENTROBOLUS COOK, 1897. Int. j. eng. sci. invention res. dev. 2024; 10(9): 2308-2332. https://www.ijesird.com/wp-content/uploads/2024/05/ch_29.pdf.
- 352.Cooper, M. Ian. IS MATING FREQUENCY RELATED TO HIGHEST TOTAL HOURS OF SUNSHINE THROUGHOUT A MONTH IN FOREST RED MILLIPEDES CENTROBOLUS COOK, 1897? Int. j. eng. sci. invention res. dev. 2024; 10(9): 2283-2307. https://www.ijesird.com/wp-content/uploads/2024/05/ch_28.pdf.
- 353.Cooper, M. Ian. IS MATING FREQUENCY RELATED TO PRECIPITATION IN FOREST RED MILLIPEDES CENTROBOLUS COOK, 1897? Int. j. eng. sci. invention res. dev. 2024; 10(9): 2259-2282. https://www.ijesird.com/wp-content/uploads/2024/05/ch_27.pdf.
- 354.Cooper, M. Ian. TEMPERATURE IS RELATED TO MAXIMUM TEMPERATURE IN FOREST RED MILLIPEDES CENTROBOLUS COOK, 1897. Int. j. eng. sci. invention res. dev. 2024; 10(9): 2235-2258. https://www.ijesird.com/wp-content/uploads/2024/05/ch_26.pdf.
- 355.Cooper, M. Ian. PRECIPITATION IS RELATED TO TEMPERATURE IN FOREST RED MILLIPEDES CENTROBOLUS COOK, 1897. Int. j. eng. sci. invention res. dev. 2024; 10(9): 2211-2234. https://www.ijesird.com/wp-content/uploads/2024/05/ch_25.pdf.
- 356.Cooper, M. Ian. HIGHEST TOTAL HOURS OF SUNSHINE THROUGHOUT A MONTH ARE RELATED TO TEMPERATURE IN FOREST RED MILLIPEDES CENTROBOLUS COOK, 1897. Int. j. eng. sci. invention res. dev. 2024; 10(9): 2183-2207. https://www.ijesird.com/wp-content/uploads/2024/05/ch_24.pdf.

- res. dev. 2024; 10(9): 2187-2210.
https://www.ijesird.com/wp-content/uploads/2024/05/ch_24.pdf.
357. Cooper, M. Ian. HIGHEST TOTAL HOURS OF SUNSHINE THROUGHOUT A MONTH ARE RELATED TO PRECIPITATION IN FOREST RED MILLIPEDES *CENTROBOLUS* COOK, 1897. Int. j. eng. sci. invention res. dev. 2024; 10(9): 2163-2186.
https://www.ijesird.com/wp-content/uploads/2024/05/ch_23.pdf.
358. Cooper, M. Ian. COPULATION DURATION IS RELATED TO MONTH WITH THE HIGHEST NUMBER OF RAINY DAYS IN FOREST RED MILLIPEDES *CENTROBOLUS* COOK, 1897. Int. j. eng. sci. invention res. dev. 2024; 10(9): 2138-2161.
https://www.ijesird.com/wp-content/uploads/2024/05/ch_22.pdf.
359. Cooper, M. Ian. HIGHEST TOTAL HOURS OF SUNSHINE THROUGHOUT A MONTH ARE RELATED TO MONTH WITH THE HIGHEST NUMBER OF RAINY DAYS IN FOREST RED MILLIPEDES *CENTROBOLUS* COOK, 1897. Int. j. eng. sci. invention res. dev. 2024; 10(9): 2114-2137.
https://www.ijesird.com/wp-content/uploads/2024/05/ch_21.pdf.
360. Cooper, M. Ian. HIGHEST TOTAL HOURS OF SUNSHINE THROUGHOUT A MONTH ARE RELATED TO SPECIES VOLUME IN FOREST RED MILLIPEDES *CENTROBOLUS* COOK, 1897. Int. j. eng. sci. invention res. dev. 2024; 10(9): 2090-2113.
https://www.ijesird.com/wp-content/uploads/2024/05/ch_20.pdf.
361. Cooper, M. Ian. HOURS OF SUNSHINE THROUGHOUT THE YEAR ARE RELATED TO SPECIES VOLUME IN FOREST RED MILLIPEDES *CENTROBOLUS* COOK, 1897. Int. j. eng. sci. invention res. dev. 2024; 10(9): 2066-2089.
https://www.ijesird.com/wp-content/uploads/2024/05/ch_19.pdf.
362. COOPER, M. I. MOMENTS OF INERTIA ARE RELATED TO LENGTH IN FOREST RED MILLIPEDES *CENTROBOLUS* COOK, 1897. Int. j. eng. sci. invention res. dev. 2024; 10(12): 3195-3214.
https://www.ijesird.com/wp-content/uploads/2024/06/june_4_24.pdf.
363. COOPER, M. I. WIDTH MODELS WITH MATING FREQUENCY IN FOREST RED MILLIPEDES *CENTROBOLUS* COOK, 1897. Int. j. eng. sci. invention res. dev. 2024; 10(12): 3175-3194.
https://www.ijesird.com/wp-content/uploads/2024/06/june_3_24.pdf.
364. COOPER, M. I. FEMALE WIDTH IS RELATED TO LOWEST NUMBER OF HOURS OF SUNSHINE IN A DAY IN FOREST RED MILLIPEDES *CENTROBOLUS* COOK, 1897. Int. j. eng. sci. invention res. dev. 2024; 10(12): 3154-3174.
https://www.ijesird.com/wp-content/uploads/2024/06/june_2_24.pdf.
365. Cooper, M. CLIMATIC CORRELATES IN PILL MILLIPEDES *SPHAEROTHERIUM* BRANDT, 1833. Int. j. eng. sci. invention res. dev. 2024; 10(12): 3130-3153.
https://www.ijesird.com/wp-content/uploads/2024/06/june_1_24.pdf.
366. COOPER, M. COPULATION DURATION IS RELATED TO CURVED SURFACE AREA IN FOREST RED MILLIPEDES *CENTROBOLUS* COOK, 1897. Int. j. eng. sci. invention res. dev. 2024; 10(11): 2731-2754.
https://www.ijesird.com/wp-content/uploads/2024/05/may_7_24.pdf.
367. COOPER, M. CURVED SURFACE AREA IS RELATED TO MOMENTS OF INERTIA IN FOREST RED MILLIPEDES *CENTROBOLUS* COOK, 1897. Int. j. eng. sci. invention res. dev. 2024; 10(11): 2706-2730.
https://www.ijesird.com/wp-content/uploads/2024/05/may_6_24.pdf.
368. COOPER, M. CURVED SURFACE AREA IS RELATED TO MASS IN FOREST RED MILLIPEDES *CENTROBOLUS* COOK, 1897. Int. j. eng. sci. invention res. dev. 2024; 10(11): 2681-2705.
https://www.ijesird.com/wp-content/uploads/2024/05/may_5_24.pdf.
369. COOPER, M. CURVED SURFACE AREA IS RELATED TO TEMPERATURE IN FOREST RED MILLIPEDES *CENTROBOLUS* COOK, 1897. Int. j. eng. sci. invention res. dev. 2024; 10(11): 2655-2680.
https://www.ijesird.com/wp-content/uploads/2024/05/may_4_24.pdf.
370. COOPER, M. CURVED SURFACE AREA IS RELATED TO SPECIES VOLUME IN FOREST RED MILLIPEDES *CENTROBOLUS* COOK, 1897. Int. j. eng. sci. invention res. dev. 2024; 10(11): 2630-2654.
https://www.ijesird.com/wp-content/uploads/2024/05/may_3_24.pdf.
371. COOPER, M. CURVED SURFACE AREA IS RELATED TO SURFACE AREA IN FOREST RED MILLIPEDES *CENTROBOLUS* COOK, 1897. Int. j. eng. sci. invention res. dev. 2024; 10(11): 2605-2629.
https://www.ijesird.com/wp-content/uploads/2024/05/may_2_24.pdf.
372. COOPER, M. CURVED SURFACE AREA IS RELATED TO LOWEST HOURS OF SUNSHINE IN A DAY IN FOREST RED MILLIPEDES *CENTROBOLUS* COOK, 1897. Int. j. eng. sci. invention res. dev. 2024; 10(11): 2580-2604.
https://www.ijesird.com/wp-content/uploads/2024/05/may_1_24.pdf.
373. COOPER, M. CURVED SURFACE AREA IS RELATED TO HIGHEST HOURS OF SUNSHINE THROUGHOUT A MONTH IN FOREST RED MILLIPEDES *CENTROBOLUS* COOK, 1897. Int. j. eng. sci. invention res. dev. 2024; 10(10): 2556-2579.
https://www.ijesird.com/wp-content/uploads/2024/05/apr_5_24.pdf.
374. COOPER, MARK IAN. MASS IS INVERSELY CORRELATED TO MINIMUM TEMPERATURE IN

- FOREST RED MILLIPEDES *CENTROBOLUS* COOK, 1897. Int. j. eng. sci. invention res. dev. 2024; 10(10): 2418-2443. https://www.ijesird.com/wp-content/uploads/2024/05/apr_3_24.pdf.
375. Cooper, M. MASS IS CORRELATED TO PRECIPITATION IN FOREST RED MILLIPEDES *CENTROBOLUS* COOK, 1897. Int. j. eng. sci. invention res. dev. 2024; 10(10): 2392-2417. https://www.ijesird.com/wp-content/uploads/2024/05/april_2_24.pdf.
376. Cooper, M. Ian. HOURS OF SUNSHINE THROUGHOUT THE YEAR IS RELATED TO MOMENTS OF INERTIA IN FOREST RED MILLIPEDES *CENTROBOLUS* COOK, 1897. Int. j. eng. sci. invention res. dev. 2024; 10(9): 2040-2065. https://www.ijesird.com/wp-content/uploads/2024/05/march_6_24.pdf.
377. Cooper, M. Ian. HOURS OF SUNSHINE THROUGHOUT THE YEAR IS RELATED TO PRECIPITATION IN FOREST RED MILLIPEDES *CENTROBOLUS* COOK, 1897. Int. j. eng. sci. invention res. dev. 2024; 10(9): 2014-2039. https://www.ijesird.com/wp-content/uploads/2024/05/march_5_24.pdf.
378. Cooper, M. Ian. HOURS OF SUNSHINE THROUGHOUT THE YEAR IS RELATED TO SURFACE AREA IN FOREST RED MILLIPEDES *CENTROBOLUS* COOK, 1897. Int. j. eng. sci. invention res. dev. 2024; 10(9): 1988-2013. https://www.ijesird.com/wp-content/uploads/2024/05/march_4_24.pdf.
379. Cooper, M. Ian. LOWEST RELATIVE HUMIDITY IS RELATED TO MOMENTS OF INERTIA IN FOREST RED MILLIPEDES *CENTROBOLUS* COOK, 1897. Int. j. eng. sci. invention res. dev. 2024; 10(9): 1962-1987. https://www.ijesird.com/wp-content/uploads/2024/05/march_3_24.pdf.
380. Cooper, M. Ian. COPULATION DURATION IS RELATED TO LOWEST RELATIVE HUMIDITY IN FOREST RED MILLIPEDES *CENTROBOLUS* COOK, 1897. Int. j. eng. sci. invention res. dev. 2024; 10(9): 1936-1961. https://www.ijesird.com/wp-content/uploads/2024/05/march_2_24.pdf.
381. Cooper, M. Ian. HOURS OF SUNSHINE THROUGHOUT THE YEAR IS RELATED TO TEMPERATURE IN FOREST RED MILLIPEDES *CENTROBOLUS* COOK, 1897. Int. j. eng. sci. invention res. dev. 2024; 10(9): 1912-1935. https://www.ijesird.com/wp-content/uploads/2024/05/march_1_24.pdf.
382. Cooper, M. AIR PRESSURE IS NOT RELATED TO SPECIES RICHNESS IN PILL MILLIPEDES SPHAEROTHERIIDAE BRANDT, 1833. Int. j. eng. sci. invention res. dev. 2024; 10(8): 1908-1911. https://www.ijesird.com/wp-content/uploads/2024/05/feb_15_24.pdf.
383. Cooper, M. LOWEST NUMBER OF DAILY HOURS OF SUNSHINE IS RELATED TO LONGITUDE IN FOREST RED MILLIPEDES *CENTROBOLUS* COOK, 1897. Int. j. eng. sci. invention res. dev. 2024; 10(8): 1884-1907. https://www.ijesird.com/wp-content/uploads/2024/05/feb_14_24.pdf.
384. Cooper, M. LOWEST NUMBER OF DAILY HOURS OF SUNSHINE IS RELATED TO MASS IN FOREST RED MILLIPEDES *CENTROBOLUS* COOK, 1897. Int. j. eng. sci. invention res. dev. 2024; 10(8): 1860-1883. https://www.ijesird.com/wp-content/uploads/2024/05/feb13_24.pdf.
385. Cooper, M. LOWEST NUMBER OF DAILY HOURS OF SUNSHINE IS RELATED TO MOMENTS OF INERTIA IN FOREST RED MILLIPEDES *CENTROBOLUS* COOK, 1897. Int. j. eng. sci. invention res. dev. 2024; 10(8): 1836-1859. https://www.ijesird.com/wp-content/uploads/2024/05/feb12_24.pdf.
386. Cooper, M. LOWEST NUMBER OF DAILY HOURS OF SUNSHINE IS RELATED TO LATITUDE IN FOREST RED MILLIPEDES *CENTROBOLUS* COOK, 1897. Int. j. eng. sci. invention res. dev. 2024; 10(8): 1810-1835. https://www.ijesird.com/wp-content/uploads/2024/05/feb11_24.pdf.
387. Cooper, M. LOWEST NUMBER OF DAILY HOURS OF SUNSHINE IS RELATED TO MONTH WITH THE HIGHEST NUMBER OF RAINY DAYS IN FOREST RED MILLIPEDES *CENTROBOLUS* COOK, 1897. Int. j. eng. sci. invention res. dev. 2024; 10(8): 1784-1809. https://www.ijesird.com/wp-content/uploads/2024/05/feb10_24.pdf.
388. Cooper, M. LOWEST NUMBER OF DAILY HOURS OF SUNSHINE IS RELATED TO TOTAL HOURS OF SUNSHINE IN A YEAR IN FOREST RED MILLIPEDES *CENTROBOLUS* COOK, 1897. Int. j. eng. sci. invention res. dev. 2024; 10(8): 1758-1783. https://www.ijesird.com/wp-content/uploads/2024/05/Ferb9_24.pdf.
389. Cooper, M. LOWEST NUMBER OF DAILY HOURS OF SUNSHINE IS RELATED TO MAXIMUM TEMPERATURE IN FOREST RED MILLIPEDES *CENTROBOLUS* COOK, 1897. Int. j. eng. sci. invention res. dev. 2024; 10(8): 1734-1757. https://www.ijesird.com/wp-content/uploads/2024/05/feb8_24.pdf.
390. Cooper, M. LOWEST NUMBER OF DAILY HOURS OF SUNSHINE IS RELATED TO MINIMUM TEMPERATURE IN FOREST RED MILLIPEDES *CENTROBOLUS* COOK, 1897. Int. j. eng. sci. invention res. dev. 2024; 10(8): 1710-1733. https://www.ijesird.com/wp-content/uploads/2024/05/feb7_24.pdf.
391. Cooper, M. HOURS OF SUNSHINE THROUGHOUT THE YEAR IS RELATED TO HIGHEST TOTAL HOURS OF SUNSHINE IN A MONTH IN FOREST RED MILLIPEDES *CENTROBOLUS* COOK, 1897. Int. j. eng. sci. invention res. dev. 2024; 10(8): 1684-1709. https://www.ijesird.com/wp-content/uploads/2024/05/feb6_24.pdf.

392. Cooper, M. LOWEST NUMBER OF DAILY HOURS OF SUNSHINE IS RELATED TO PRECIPITATION IN FOREST RED MILLIPEDES *CENTROBOLUS* COOK, 1897. Int. j. eng. sci. invention res. dev. 2024; 10(8): 1660-1683. https://www.ijesird.com/wp-content/uploads/2024/05/Feb5_24.pdf.
393. Cooper, M. LOWEST NUMBER OF DAILY HOURS OF SUNSHINE IS RELATED TO MONTH WITH THE HIGHEST NUMBER OF RAINY DAYS IN FOREST RED MILLIPEDES *CENTROBOLUS* COOK, 1897. Int. j. eng. sci. invention res. dev. 2024; 10(8): 1636-1659. https://www.ijesird.com/wp-content/uploads/2024/05/Feb4_24.pdf.
394. Cooper, M. LOWEST NUMBER OF DAILY HOURS OF SUNSHINE IS RELATED TO SURFACE AREA IN FOREST RED MILLIPEDES *CENTROBOLUS* COOK, 1897. Int. j. eng. sci. invention res. dev. 2024; 10(8): 1610-1635. https://www.ijesird.com/wp-content/uploads/2024/05/Feb3_24.pdf.
395. Cooper, M. LOWEST NUMBER OF DAILY HOURS OF SUNSHINE IS RELATED TO SPECIES VOLUME IN FOREST RED MILLIPEDES *CENTROBOLUS* COOK, 1897. Int. j. eng. sci. invention res. dev. 2024; 10(8): 1584-1608. https://www.ijesird.com/wp-content/uploads/2024/05/Feb2_24.pdf.
396. Cooper, M. LOWEST NUMBER OF DAILY HOURS OF SUNSHINE IS RELATED TO TEMPERATURE IN FOREST RED MILLIPEDES *CENTROBOLUS* COOK, 1897. Int. j. eng. sci. invention res. dev. 2024; 10(8): 1557-1582. https://www.ijesird.com/wp-content/uploads/2024/05/Feb1_24.pdf.
397. COOPER, MARK. ABUNDANCE IS RELATED TO HIGHEST RELATIVE HUMIDITY IN FOREST RED MILLIPEDES *CENTROBOLUS* COOK, 1897. Int. j. eng. sci. invention res. dev. 2024; 11(1): 269-285. <https://www.ijesird.com/wp-content/uploads/2024/07/71.pdf>.
398. COOPER, MARK. MONTH WITH THE HIGHEST NUMBER OF RAINY DAYS IS RELATED TO HIGHEST RELATIVE HUMIDITY IN FOREST RED MILLIPEDES *CENTROBOLUS* COOK, 1897. Int. j. eng. sci. invention res. dev. 2024; 11(1): 251-268. <https://www.ijesird.com/wp-content/uploads/2024/07/70.pdf>.
399. COOPER, MARK. LOWEST RELATIVE HUMIDITY IS RELATED TO HIGHEST RELATIVE HUMIDITY IN FOREST RED MILLIPEDES *CENTROBOLUS* COOK, 1897. Int. j. eng. sci. invention res. dev. 2024; 11(1): 233-250. <https://www.ijesird.com/wp-content/uploads/2024/07/69.pdf>.
400. COOPER, MARK. SURFACE AREA-TO-VOLUME RATIO IS RELATED TO LOWEST NUMBER OF DAILY HOURS OF SUNSHINE IN *CENTROBOLUS* COOK, 1897. Int. j. eng. sci. invention res. dev. 2024; 11(1): 215-232. <https://www.ijesird.com/wp-content/uploads/2024/07/68.pdf>.
401. Cooper, M. I. FEMALE SURFACE AREA-TO-VOLUME RATIO IS RELATED TO MINIMUM TEMPERATURE IN *CENTROBOLUS* COOK, 1897. Int. j. eng. sci. invention res. dev. 2024; 11(1): 197-214. <https://www.ijesird.com/wp-content/uploads/2024/07/67.pdf>.
402. Cooper, M. I. SURFACE AREA-TO-VOLUME RATIO IS RELATED TO TEMPERATURE IN *CENTROBOLUS* COOK, 1897. Int. j. eng. sci. invention res. dev. 2024; 11(1): 179-196. https://www.ijesird.com/wp-content/uploads/2024/07/66_1.pdf.
403. Cooper, M. I. SURFACE AREA TO VOLUME RATIO CORRELATES WITH THE LOWEST AVERAGE TEMPERATURE AND POTENTIALLY ALSO SPECIES RICHNESS IN PILL MILLIPEDES *SPHAEROTHERIUM* BRANDT, 1833. Int. j. eng. sci. invention res. dev. 2024; 11(1): 106-125. <https://www.ijesird.com/wp-content/uploads/2024/07/65.pdf>.
404. Cooper, M. I. MALE SURFACE AREA TO VOLUME RATIO CORRELATES WITH FEMALE SURFACE AREA TO VOLUME RATIO AND POTENTIALLY ALSO SPECIES RICHNESS IN PILL MILLIPEDES *SPHAEROTHERIUM* BRANDT, 1833. Int. j. eng. sci. invention res. dev. 2024; 11(1): 85-105. <https://www.ijesird.com/wp-content/uploads/2024/07/64.pdf>.
405. Cooper, M. I. MALE SURFACE AREA TO VOLUME RATIO CORRELATES WITH THE LOWEST AVERAGE TEMPERATURE AND POTENTIALLY ALSO SPECIES RICHNESS IN PILL MILLIPEDES *SPHAEROTHERIUM* BRANDT, 1833. Int. j. eng. sci. invention res. dev. 2024; 11(1): 61-84. <https://www.ijesird.com/wp-content/uploads/2024/07/63.pdf>.
406. Cooper, M. I. MEAN ANNUAL TEMPERATURE VARIES WITH THE HIGHEST AVERAGE TEMPERATURE IN DETERMINING THE SIZE OF FEMALE PILL MILLIPEDES *SPHAEROTHERIUM* BRANDT, 1833. Int. j. eng. sci. invention res. dev. 2024; 11(1): 41-60. <https://www.ijesird.com/wp-content/uploads/2024/07/62.pdf>.
407. Cooper, M. I. MEAN ANNUAL TEMPERATURE VARIES WITH THE LOWEST AVERAGE TEMPERATURE IN DETERMINING THE SIZE OF FEMALE PILL MILLIPEDES *SPHAEROTHERIUM* BRANDT, 1833. Int. j. eng. sci. invention res. dev. 2024; 11(1): 21-40. <https://www.ijesird.com/wp-content/uploads/2024/07/61.pdf>.
408. Cooper, M. I. THE DRIEST MONTHS VARIES WITH THE DISTANCE TO THE CLOSEST AIRPORT ACROSS THE DISTRIBUTION OF PILL MILLIPEDES *SPHAEROTHERIUM* BRANDT, 1833. Int. j. eng. sci. invention res. dev. 2024; 11(1): 1-20. <https://www.ijesird.com/wp-content/uploads/2024/07/60.pdf>.

409. Cooper, M. I. SURFACE AREA-TO-VOLUME RATIO IS RELATED TO HIGHEST TOTAL HOURS OF SUNSHINE IN A MONTH IN *CENTROBOLUS COOK*, 1897. Int. j. eng. sci. invention res. dev. 2024; 11(1): 161-178. https://www.ijesird.com/wp-content/uploads/2024/07/july_4_24.pdf.
410. Cooper, M. I. SURFACE AREA-TO-VOLUME RATIO IS RELATED TO HOURS OF SUNSHINE THROUGHOUT THE YEAR IN *CENTROBOLUS COOK*, 1897. Int. j. eng. sci. invention res. dev. 2024; 11(1): 143-160. https://www.ijesird.com/wp-content/uploads/2024/07/july_3_24.pdf.
411. Cooper, M. I. STERNITE PROMINENCE IS RELATED TO LOWEST RELATIVE HUMIDITY IN *CENTROBOLUS COOK*, 1897. Int. j. eng. sci. invention res. dev. 2024; 11(1): 126-142. https://www.ijesird.com/wp-content/uploads/2024/07/july_2_24.pdf.
412. Cooper, M. Ian. COPULATION DURATION IS MODELLED TO ALTITUDE IN FOREST RED MILLIPEDES *CENTROBOLUS COOK*, 1897. Int. j. eng. sci. invention res. dev. 2024; 11(1): 307-326. <https://www.ijesird.com/wp-content/uploads/2024/07/73.pdf>.
413. Cooper, M. Ian. COPULATION DURATION IS RELATED TO MAXIMUM PRECIPITATION IN FOREST RED MILLIPEDES *CENTROBOLUS COOK*, 1897. Int. j. eng. sci. invention res. dev. 2024; 11(1): 286-306. <https://www.ijesird.com/wp-content/uploads/2024/07/72.pdf>.
414. COOPER, MARK I. TEMPERATURE IS RELATED TO LONGITUDE IN FOREST RED MILLIPEDES *CENTROBOLUS COOK*, 1897. Int. j. eng. sci. invention res. dev. 2024; 11(2): 371-391. <https://www.ijesird.com/wp-content/uploads/2024/08/76>.
415. COOPER, MARK I. PRECIPITATION IS RELATED TO LONGITUDE IN FOREST RED MILLIPEDES *CENTROBOLUS COOK*, 1897. Int. j. eng. sci. invention res. dev. 2024; 11(2): 349-370. <https://www.ijesird.com/wp-content/uploads/2024/08/75>.
416. COOPER, MARK I. PRECIPITATION IS RELATED TO LATITUDE IN FOREST RED MILLIPEDES *CENTROBOLUS COOK*, 1897. Int. j. eng. sci. invention res. dev. 2024; 11(2): 327-348. <https://www.ijesird.com/wp-content/uploads/2024/08/74>.
417. COOPER, MARK. HOURS OF SUNSHINE THROUGHOUT THE YEAR IS RELATED TO LONGITUDE IN FOREST RED MILLIPEDES *CENTROBOLUS COOK*, 1897. Int. j. eng. sci. invention res. dev. 2024; 11(2): 435-456. <https://www.ijesird.com/wp-content/uploads/2024/08/79.pdf>.
418. COOPER, M. DISTANCE TO THE NEAREST AIRPORT IS RELATED TO LATITUDE IN FOREST RED MILLIPEDES *CENTROBOLUS COOK*, 1897. Int. j. eng. sci. invention res. dev. 2024; 11(2): 414-434. <https://www.ijesird.com/wp-content/uploads/2024/08/78.pdf>.
419. COOPER, MARK. SPECIES RICHNESS IS NOT RELATED TO DISTANCE TO THE NEAREST AIRPORT IN FOREST RED MILLIPEDES *CENTROBOLUS COOK*, 1897. Int. j. eng. sci. invention res. dev. 2024; 11(2): 392-413. <https://www.ijesird.com/wp-content/uploads/2024/08/77.pdf>.
420. COOPER, MARK IAN. DISTANCE TO THE NEAREST AIRPORT IS RELATED TO THE MONTH WITH THE HIGHEST NUMBER OF RAINY DAYS IN FOREST RED MILLIPEDES *CENTROBOLUS COOK*, 1897. Int. j. eng. sci. invention res. dev. 2024; 11(2): 572-594. https://www.ijesird.com/wp-content/uploads/2024/08/aug_6_2024.pdf.
421. COOPER, MARK IAN. STERNITE PROMINENCE IS RELATED TO ABUNDANCE IN *CENTROBOLUS COOK*, 1897. Int. j. eng. sci. invention res. dev. 2024; 11(2): 548-571. https://www.ijesird.com/wp-content/uploads/2024/08/aug_5_2024.pdf.
422. COOPER, MARK IAN. DISTANCE TO THE NEAREST AIRPORT IS RELATED TO LONGITUDE IN FOREST RED MILLIPEDES *CENTROBOLUS COOK*, 1897. Int. j. eng. sci. invention res. dev. 2024; 11(2): 525-547. https://www.ijesird.com/wp-content/uploads/2024/08/aug_4_2024.pdf.
423. COOPER, MARK IAN. IS MATING FREQUENCY RELATED TO DISTANCE TO THE NEAREST AIRPORT IN FOREST RED MILLIPEDES *CENTROBOLUS COOK*, 1897? Int. j. eng. sci. invention res. dev. 2024; 11(2): 502-524. https://www.ijesird.com/wp-content/uploads/2024/08/aug_3_2024.pdf.
424. COOPER, MARK IAN. THE HIGHEST TOTAL HOURS OF SUNSHINE IN A MONTH IS RELATED TO LONGITUDE IN FOREST RED MILLIPEDES *CENTROBOLUS COOK*, 1897. Int. j. eng. sci. invention res. dev. 2024; 11(2): 479-501. https://www.ijesird.com/wp-content/uploads/2024/08/aug_2_2024.pdf.
425. COOPER, MARK IAN. IS MATING FREQUENCY RELATED TO HIGHEST RELATIVE HUMIDITY IN FOREST RED MILLIPEDES *CENTROBOLUS COOK*, 1897? Int. j. eng. sci. invention res. dev. 2024; 11(2): 457-478. https://www.ijesird.com/wp-content/uploads/2024/08/aug_1_2024.pdf.
426. COOPER, MARK IAN. Male surface area to volume ratio tracks average temperature in pill millipedes *Sphaerotherium Brandt*, 1833. Int. j. eng. sci. invention res. dev. 2024; 11(2): 641-663. <https://www.ijesird.com/wp-content/uploads/2024/08/82.pdf>.
427. COOPER, MARK IAN. Surface area-to-volume ratio correlates with the month with the lowest daily hours of sunshine in pill millipedes *Sphaerotherium Brandt*, 1833. Int. j. eng. sci. invention res. dev. 2024; 11(2): 618-640. <https://www.ijesird.com/wp-content/uploads/2024/08/81.pdf>.

- 428.COOPER, MARK IAN. Surface area-to-volume ratio correlates with the month with the most daily hours of sunshine in pill millipedes *Sphaerotherium* Brandt, 1833. Int. j. eng. sci. invention res. dev. 2024; 11(2): 595-617. <https://www.ijesird.com/wp-content/uploads/2024/08/80.pdf>.
- 429.COOPER, M. IAN. MINIMUM TEMPERATURE IS RELATED TO LONGITUDE IN FOREST RED MILLIPEDES *CENTROBOLUS* COOK, 1897. Int. j. eng. sci. invention res. dev. 2024; 11(2): 664-686. <https://www.ijesird.com/wp-content/uploads/2024/08/83.pdf>.
- 430.COOPER, M. IAN. MINIMUM OCEAN WATER TEMPERATURES IN COASTAL FOREST RED MILLIPEDES *CENTROBOLUS* COOK, 1897 IS RELATED TO HIGHEST OCEAN WATER TEMPERATURE. Int. j. eng. sci. invention res. dev. 2024; 11(3): 788-810. <https://www.ijesird.com/wp-content/uploads/2024/09/87.pdf>.
- 431.COOPER, M. IAN. MEAN OCEAN WATER TEMPERATURE IN FOREST RED MILLIPEDES *CENTROBOLUS* COOK, 1897 IS RELATED TO SIXTEEN FACTORS. Int. j. eng. sci. invention res. dev. 2024; 11(3): 755-787. <https://www.ijesird.com/wp-content/uploads/2024/09/86.pdf>.
- 432.COOPER, M. IAN. MINIMUM OCEAN WATER TEMPERATURES IN COASTAL FOREST RED MILLIPEDES *CENTROBOLUS* COOK, 1897 IS RELATED TO SEVENTEEN FACTORS. Int. j. eng. sci. invention res. dev. 2024; 11(3): 720-754. <https://www.ijesird.com/wp-content/uploads/2024/09/85.pdf>.
- 433.Cooper, M. FIFTEEN FACTORS RELATED TO THE AVERAGE MONTHLY DURATION OF SUNLIGHT IN FOREST RED MILLIPEDES *CENTROBOLUS* COOK, 1897. Int. j. eng. sci. invention res. dev. 2024; 11(3): 687-719. <https://www.ijesird.com/wp-content/uploads/2024/09/84.pdf>.
- 434.R. F. Lawrence, "The Spiroboloidea (Diplopoda) of the eastern half of Southern Africa*," Annals of the Natal Museum, vol. 18, no. 3, pp. 607-646, 1967.
- 435.R. P. Mailula, "Taxonomic revision and Red List assessment of the red millipede genus *Centrobolus* (Spirobolida: Pachybolidae) of South Africa," The University of Kwazulu Natal, pp. 289, 2021.

APPENDIX 1. Highest ocean temperature (degrees Celsius) in *Centrobolus* Cook, 1897.

25.80
18.30
20.30
26.10
26.00
18.20

25.70

Appendix 2 Average temperature (degrees Celsius) in coastal *Centrobolus* Cook, 1897.

20.4
16.5
16.9
21.9
19.5
16.4
19.7

Appendix 3. Longitude (degrees) in *Centrobolus* Cook, 1897.

31.084
18.357
19.350
32.049
30.754
18.348
30.451

Appendix 4. Latitude (degrees) in *Centrobolus* Cook, 1897.

-29.746190
-34.047685
-34.584895
-28.778417
-30.280460
-34.016370
-31.633371

APPENDIX 5. Lowest hours of sunshine in a day (h) across the range of *Centrobolus* Cook, 1897.

6.73
11.04
9.47
6.97
6.63
10.85
6.97
6.44
6.07

APPENDIX 6. Highest ocean temperature (degrees Celsius) followed by minimum temperature (degrees Celsius) in *Centrobolus* Cook, 1897.

25.80, 19.9
8.30, 11.4
20.30, 11.5

26.10, 19.8
26.00, 18.7
21.20, 11.4
26.10, 19.8
18.20, 19.7
25.70, 19.0

APPENDIX 7. Highest ocean temperature (degrees Celsius) followed by maximum temperature (degrees Celsius) in *Centrobolus* Cook, 1897.

25.80, 25.4
8.30, 15.7
20.30, 16.6
26.10, 25.5
26.00, 25.0
21.20, 15.7
26.10, 25.5
18.20, 24.6
25.70, 24.2

APPENDIX 8. Highest ocean temperature (degrees Celsius) followed by surface area (mm²) in *Centrobolus* Cook, 1897.

25.80
18.30
20.30
26.10
26.00
21.20
26.10
18.20
25.70
2462.87
1130.97
1790.71
1934.22
2717.29
827.87
2098.58
1972.92
2676.64
3026.01
1061.61
2109.33
2512.27
2934.19
628.26

1917.94
2621.60
3668.38

APPENDIX 9. Highest ocean temperature (degrees Celsius) followed by month with the highest number of rainy days in *Centrobolus* Cook, 1897.

25.80, 13.73
8.30, 10.50
20.30, 10.40
26.10, 13.97
26.00, 15.23
21.20, 10.07
26.10, 13.97
18.20, 14.26
25.70, 16.97

APPENDIX 10. Highest ocean temperature (degrees Celsius) followed by volume (mm³) in *Centrobolus* Cook, 1897.

25.80, 1894
18.30, 522
20.30, 1210
26.10, 1518
26.00, 2043
21.20, 284
26.10, 1221
18.20, 1451
25.70, 2683

APPENDIX 11. Highest ocean temperature (degrees Celsius) followed by precipitation (mm) in *Centrobolus* Cook, 1897.

25.80
18.30
20.30
26.10
26.00
21.20
26.10
18.20
25.70
893
498
408
944
1015
621

944

945

1089

APPENDIX 12. Highest ocean temperature (degrees Celsius) followed by highest relative humidity (%) in coastal *Centrobolus* Cook, 1897.

25.80

18.30

20.30

26.10

26.00

21.20

26.10

18.20

25.70

68.65

71.60

68.93

68.18

63.06

71.60

68.18

69.75

63.75

APPENDIX 13. Highest ocean temperature (degrees Celsius) followed by lowest relative humidity (%) in coastal *Centrobolus* Cook, 1897.

25.80

18.30

20.30

26.10

26.00

21.20

26.10

18.20

25.70

68.65

71.60

68.93

68.18

63.06

71.60

68.18

69.75

63.75

APPENDIX 14. Highest ocean temperature (degrees Celsius) followed by male length (mm) in coastal *Centrobolus* Cook, 1897.

25.80, 69

18.30, 41

20.30, 52

26.10, 54

26.00, 67

21.20, 33

26.10, 59

18.20, 58

25.70, 65

APPENDIX 15. Highest ocean temperature (degrees Celsius) followed by female length (mm) in coastal *Centrobolus* Cook, 1897.

25.80, 76

18.30, 31

20.30, 34

26.10, 51

26.00, 60

21.20, 63

26.10, 40

18.20, 50

APPENDIX 16. Highest ocean temperature (degrees Celsius) followed by male width (mm) in coastal *Centrobolus* Cook, 1897.

25.80, 5.3

18.30, 4.0

20.30, 5.0

26.10, 5.2

26.00, 5.9

21.20, 3.6

26.10, 5.2

18.20, 5.0

25.70, 6.0

APPENDIX 17. Highest ocean temperature (degrees Celsius) followed by female width (mm) in coastal *Centrobolus* Cook, 1897.

25.80, 5.9

18.30, 4.4

20.30, 5.9

26.10, 6.8

26.00, 6.7

21.20, 3.3

26.10, 5.5

18.20, 6.1

25.70, 8.2.